


# Section 7.1

## *Electromagnetic Radiation*




### Electromagnetic Radiation

- One of the ways that energy travels through space.
- Three characteristics:
  - Wavelength
  - Frequency
  - Speed

# Section 7.1

## *Electromagnetic Radiation*



### Characteristics

- Wavelength ( $\lambda$ ) – distance between two consecutive peaks or troughs in a wave.
- Frequency ( $\nu$ ) – number of waves (cycles) per second that pass a given point in space
- Speed ( $c$ ) – speed of light ( $2.9979 \times 10^8$  m/s)

$$c = \lambda \nu$$

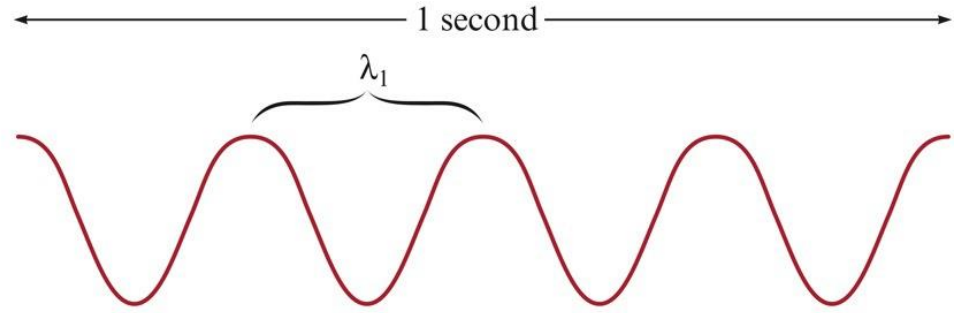
# Section 7.1

## *Electromagnetic Radiation*

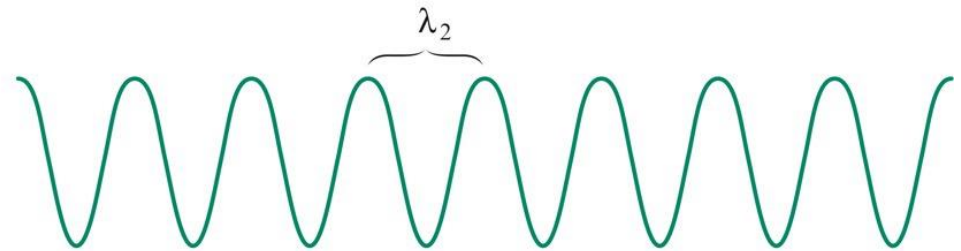


Kertlis/Stockphoto.com

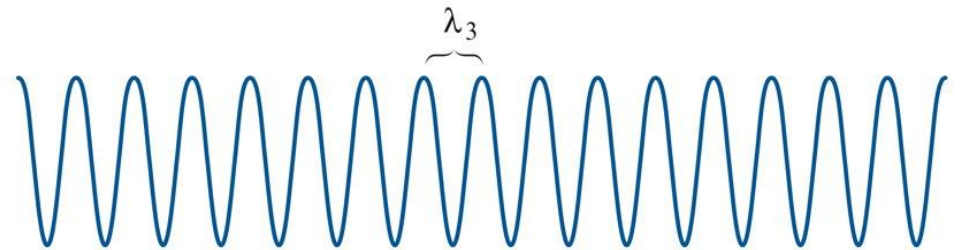
## The Nature of Waves



$$\nu_1 = 4 \text{ cycles/second} = 4 \text{ hertz}$$




$$\nu_2 = 8 \text{ cycles/second} = 8 \text{ hertz}$$



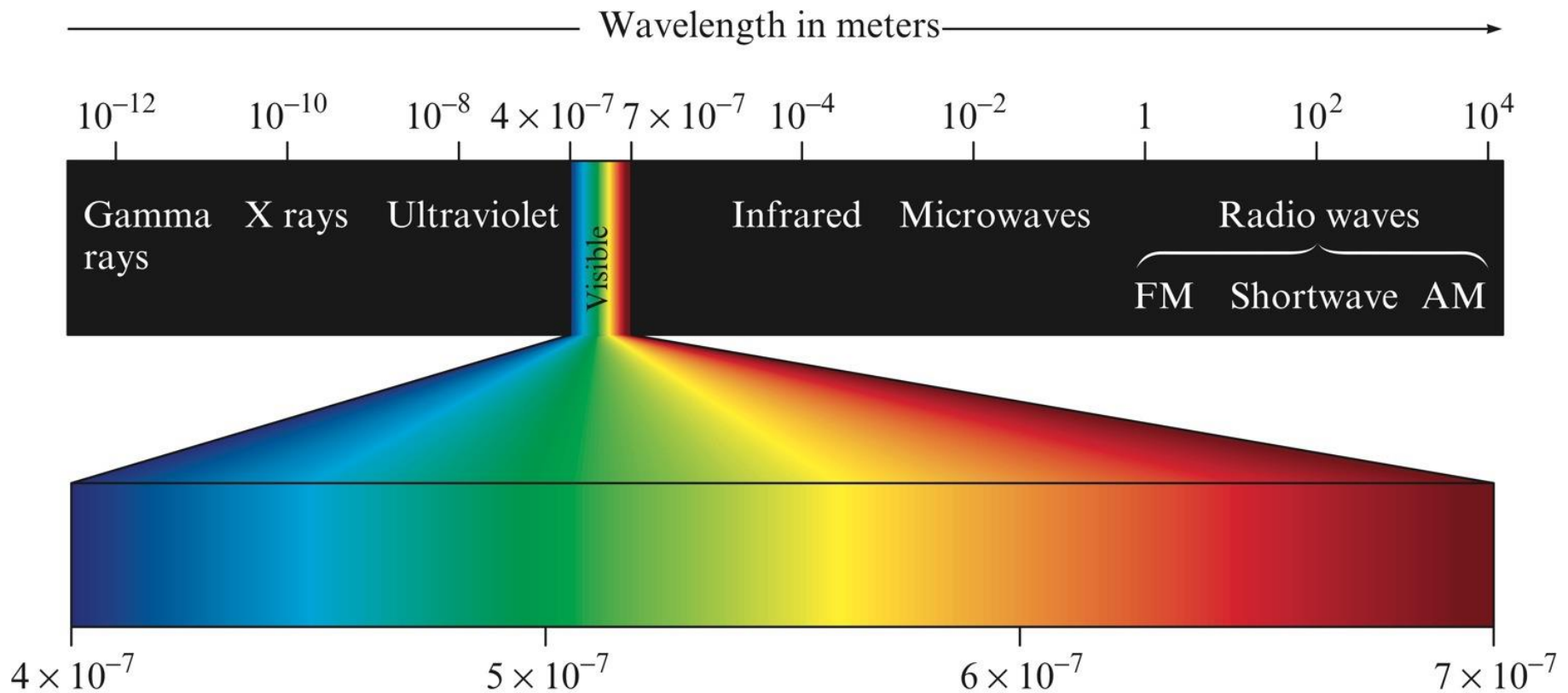
$$\nu_3 = 16 \text{ cycles/second} = 16 \text{ hertz}$$

# Section 7.1

## *Electromagnetic Radiation*




### Classification of Electromagnetic Radiation



## Section 7.2


### *The Nature of Matter*



- Energy can be gained or lost only in whole number multiples of  $h\nu$ .
- A system can transfer energy only in whole quanta (or “packets”).
- Energy seems to have particulate properties too.

## Section 7.2

### *The Nature of Matter*




- Energy is quantized.
- Electromagnetic radiation is a stream of “particles” called photons.

$$E_{\text{photon}} = h\nu = \frac{hc}{\lambda}$$

- Planck's constant =  $h = 6.626 \times 10^{-34} \text{ J}\cdot\text{s}$

## Section 7.2


### *The Nature of Matter*



- Energy has mass  $E = mc^2$
- Dual nature of light:
  - Electromagnetic radiation (and all matter) exhibits wave properties and particulate properties.

## Section 7.3

# *The Atomic Spectrum of Hydrogen*




- Continuous spectrum (results when white light is passed through a prism) – contains all the wavelengths of visible light
- Line spectrum – each line corresponds to a discrete wavelength:
  - Hydrogen emission spectrum



# Section 7.3

## *The Atomic Spectrum of Hydrogen*




### Significance

- Only certain energies are allowed for the electron in the hydrogen atom.
- Energy of the electron in the hydrogen atom is quantized.

## Section 7.4

### *The Bohr Model*



- Electron in a hydrogen atom moves around the nucleus only in certain allowed circular orbits.
- Bohr's model gave hydrogen atom energy levels consistent with the hydrogen emission spectrum.
- Ground state – lowest possible energy state ( $n = 1$ )

# Section 7.4

## *The Bohr Model*

- For a single electron transition from one energy level to another:

$$\Delta E = -2.178 \times 10^{-18} \text{ J} \left( \frac{1}{n_{\text{final}}^2} - \frac{1}{n_{\text{initial}}^2} \right)$$


$\Delta E$  = change in energy of the atom (energy of the emitted photon)

$n_{\text{final}}$  = integer; final distance from the nucleus

$n_{\text{initial}}$  = integer; initial distance from the nucleus

## Section 7.4


### *The Bohr Model*



- The model correctly fits the quantized energy levels of the hydrogen atom and postulates only certain allowed circular orbits for the electron.
- As the electron becomes more tightly bound, its energy becomes more negative relative to the zero-energy reference state (free electron). As the electron is brought closer to the nucleus, energy is released from the system.

## Section 7.4


### *The Bohr Model*



- Bohr's model is incorrect. This model only works for hydrogen.
- Electrons move around the nucleus in circular orbits.

## Section 7.5

# *The Quantum Mechanical Model of the Atom*




### Physical Meaning of a Wave Function ( $\Psi$ )

- The square of the function indicates the probability of finding an electron near a particular point in space.
  - Probability distribution – intensity of color is used to indicate the probability value near a given point in space.

## Section 7.5

# *The Quantum Mechanical Model of the Atom*




### Relative Orbital Size

- Difficult to define precisely.
- Orbital is a wave function.
- Picture an orbital as a three-dimensional electron density map.
- Hydrogen 1s orbital:
  - Radius of the sphere that encloses 90% of the total electron probability.

# Section 7.6

## *Quantum Numbers*




- Principal quantum number ( $n$ ) – size and energy of the orbital.
- Angular momentum quantum number ( $l$ ) – shape of atomic orbitals (sometimes called a subshell).
- Magnetic quantum number ( $m_l$ ) – orientation of the orbital in space relative to the other orbitals in the atom.



## Section 7.8

# *Electron Spin and the Pauli Principle*




## Electron Spin

- Electron spin quantum number ( $m_s$ ) – can be  $+\frac{1}{2}$  or  $-\frac{1}{2}$ .
- Pauli exclusion principle - in a given atom no two electrons can have the same set of four quantum numbers.
- An orbital can hold only two electrons, and they must have opposite spins.

## Section 7.9


### *Polyelectronic Atoms*



- Atoms with more than one electron.
- Electron correlation problem:
  - Since the electron pathways are unknown, the electron repulsions cannot be calculated exactly.
- When electrons are placed in a particular quantum level, they “prefer” the orbitals in the order  $s$ ,  $p$ ,  $d$ , and then  $f$ .

## Section 7.9

### *Polyelectronic Atoms*




#### Penetration Effect

- A  $2s$  electron penetrates to the nucleus more than one in the  $2p$  orbital.
- This causes an electron in a  $2s$  orbital to be attracted to the nucleus more strongly than an electron in a  $2p$  orbital.
- Thus, the  $2s$  orbital is lower in energy than the  $2p$  orbitals in a polyelectronic atom.

## Section 7.10


### *The History of the Periodic Table*



- Originally constructed to represent the patterns observed in the chemical properties of the elements.
- Mendeleev is given the most credit for the current version of the periodic table because he emphasized how useful the periodic table could be in predicting the existence and properties of still unknown elements.

## Section 7.11

# *The Aufbau Principle and the Periodic Table*




## Aufbau Principle

- As protons are added one by one to the nucleus to build up the elements, electrons are similarly added to hydrogen-like orbitals.
- An oxygen atom has an electron arrangement of two electrons in the  $1s$  subshell, two electrons in the  $2s$  subshell, and four electrons in the  $2p$  subshell.

Oxygen:  $1s^2 2s^2 2p^4$

## Section 7.11

# *The Aufbau Principle and the Periodic Table*




## Hund's Rule

- The lowest energy configuration for an atom is the one having the maximum number of unpaired electrons allowed by the Pauli principle in a particular set of degenerate (same energy) orbitals.

## Section 7.11

# *The Aufbau Principle and the Periodic Table*



## Valence Electrons


- The electrons in the outermost principal quantum level of an atom.



- The elements in the same group on the periodic table have the same valence electron configuration.

# Section 7.12

## *Periodic Trends in Atomic Properties*




### Periodic Trends

- Ionization Energy
- Electron Affinity
- Atomic Radius



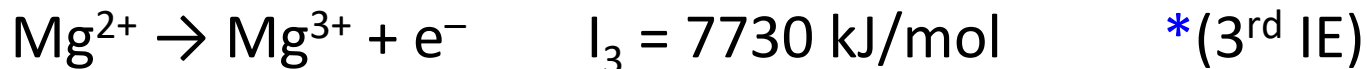
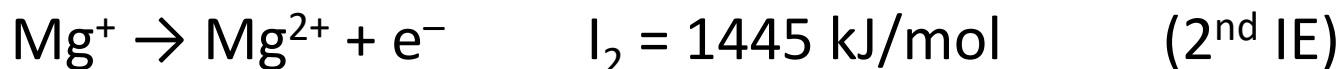
## Section 7.12

# Periodic Trends in Atomic Properties



## Ionization Energy


- Energy required to remove an electron from a gaseous atom or ion.
  - $X(g) \rightarrow X^+(g) + e^-$



\*Core electrons are bound much more tightly than valence electrons.

## Section 7.12

# *Periodic Trends in Atomic Properties*




## Ionization Energy

- In general, as we go across a period from left to right, the first ionization energy increases.
- **Why?**
  - Electrons added in the same principal quantum level do not completely shield the increasing nuclear charge caused by the added protons.
  - Electrons in the same principal quantum level are generally more strongly bound from left to right on the periodic table.

## Section 7.12

### *Periodic Trends in Atomic Properties*




## Ionization Energy

- In general, as we go down a group from top to bottom, the first ionization energy decreases.
- **Why?**
  - The electrons being removed are, on average, farther from the nucleus.

## Section 7.12

### *Periodic Trends in Atomic Properties*



#### **CONCEPT CHECK!**

Explain why the graph of ionization energy versus atomic number (across a row) is not linear.


**electron repulsions**

Where are the exceptions?

**some include from Be to B and N to O**

## Section 7.12

### *Periodic Trends in Atomic Properties*




## Electron Affinity

- Energy change associated with the addition of an electron to a gaseous atom.
  - $X(g) + e^- \rightarrow X^-(g)$
- In general as we go across a period from left to right, the electron affinities become more negative.
- In general electron affinity becomes more positive in going down a group.

## Section 7.12

# *Periodic Trends in Atomic Properties*




## Atomic Radius

- In general as we go across a period from left to right, the atomic radius decreases.
  - Effective nuclear charge increases, therefore the valence electrons are drawn closer to the nucleus, decreasing the size of the atom.
- In general atomic radius increases in going down a group.
  - Orbital sizes increase in successive principal quantum levels.

## Section 7.13

### *The Properties of a Group: The Alkali Metals*




## The Periodic Table – Final Thoughts

1. It is the number and type of valence electrons that primarily determine an atom's chemistry.
2. Electron configurations can be determined from the organization of the periodic table.
3. Certain groups in the periodic table have special names.

## Section 7.13

### *The Properties of a Group: The Alkali Metals*



## The Periodic Table – Final Thoughts

4. Basic division of the elements in the periodic table is into metals and nonmetals.