

EKOLOJİK TARIM

Organik Tarım-Dünya ve Türkiye İstatistikleri

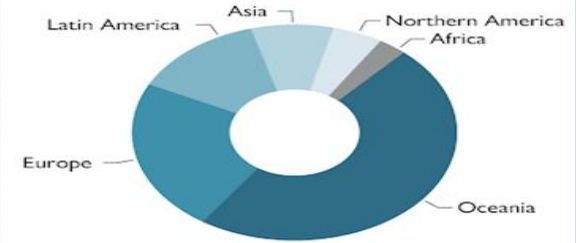
DÜNYA

2020 Dünya Organik Tarım Alanları

- Dünya toplam organik tarım alanı
↓
74.9 milyon hektar
- Okyanusya ⇨ 35.9 milyon hektar
- Avrupa ⇨ 17.1 milyon hektar
- Latin Amerika ⇨ 9.9 milyon hektar



In Oceania there were 35.9 million ha, in Europe 17.1 million ha and in Latin America 9.9 million ha.



Distribution of organic agricultural land by region 2020.

Australia
35.69M
hectares

The ten countries with the largest organic agricultural areas represent 75 % of the world's organic agricultural land.



The five countries with the largest areas of organic agricultural land 2020.

2020 Dünya Organik Tarım Alanları

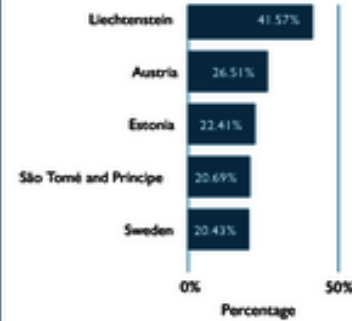
- En büyük organik tarım alanına sahip olan 10 ülke, Dünya'daki organik tarım alanlarının %75'ini oluşturmaktadır.
- Avustralya, Arjantin, Uruguay, Hindistan ve Fransa en geniş organik tarım arazisine sahip ülkelerdir.

2020 Dünya Organik Tarım Alanları

- Dünya'daki tarım arazilerinin %1.6'sında organik tarım yapılmaktadır.
- 2019 yılına göre organik tarım alanlarında %4.1 artış olmuştur.

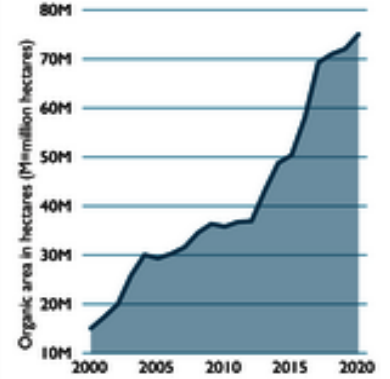


18 countries have 10% or more of their agricultural land under organic management.



Top 5 countries with more than 10% of organic agricultural land 2020.

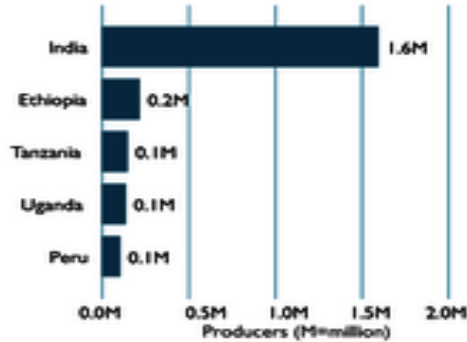
In 2020, nearly 3 million hectares more were reported compared with 2019.



Growth of the organic agricultural land 2000-2020.



The countries with the most organic producers are India, Ethiopia and Tanzania.



The five countries with the most organic producers 2020.

2020 Dünya Organik Tarım Üreticileri

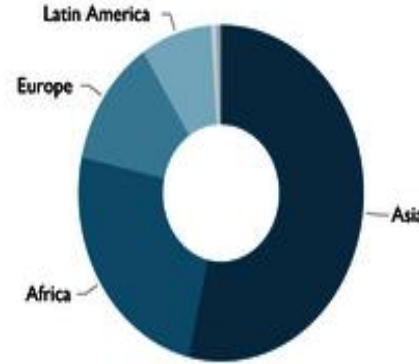
- Hindistan (1.6 milyon), Etiyopya (500 bin),Tanzanya (100 bin) ve Peru (100 bin) Dünya'da en çok organik üretim yapan üreticilerin bulunduğu ülkelerdir.

2020 Dünya Organik Tarım Üreticileri

- Bölgelere göre incelendiğinde 1.81 milyon üretici Asya'da bulunmaktadır.
- 2020 yılında organik tarım üreticisi sayısı 2019 yılına göre 240 bin artış göstermiştir.



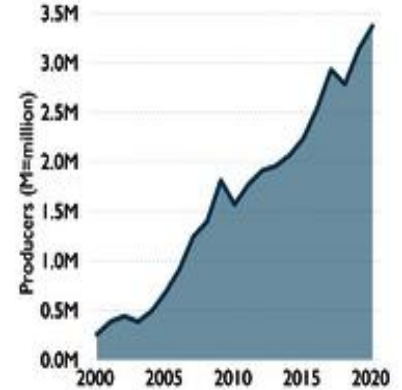
More than 91% of the producers are in Asia, Africa and Europe.



Distribution of organic producers by region 2020.



There has been an increase in the number of producers by nearly 240'000 or 7.6% between 2019-2020.

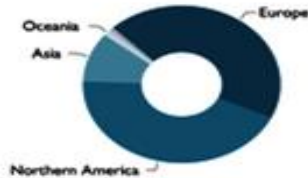


Development of the number of organic producers 2000-2020.

2020 Dünya Organik Tarım Pazarı

World
almost
121bn €

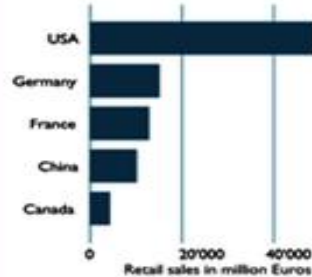
The largest single market is the USA (49.5 billion €), followed by the EU (44.8 billion €). By region, Northern America has the lead (53.7 billion €), followed by Europe (52.0 billion €) and Asia (12.5 billion €).



Distribution of retail sales by region 2020.

Northern America
54bn €

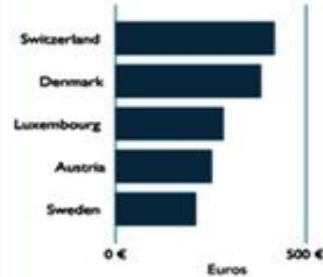
The countries with the largest markets for organic food are the USA (49.5 billion €), Germany (15.0 billion €), France (12.9 billion €) and China (10.2 billion €).



The five countries with the largest markets for organic food in 2020.

418 €
is spent per
person in
Switzerland

Switzerland has the highest per capita consumption worldwide, followed by Denmark, Luxembourg, Austria and Sweden.



Top five countries with the highest per capita consumption 2020.

13.0%
of the market
in Denmark is
organic

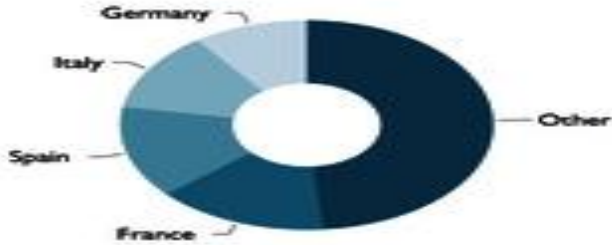
The highest organic share of the total market is in Denmark, followed by Austria, Switzerland, Luxembourg and Sweden.



The five countries with the highest organic shares of the total market in 2020.

Europe
17.1M
hectares

More than half of Europe's organic agricultural land is in four countries.



Distribution of organic agricultural land by country 2020.

FiBL

www.fibl.org

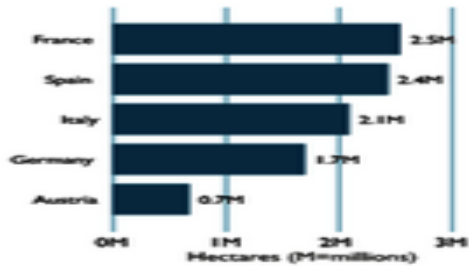
2020 Avrupa Organik Tarım Alanları

- Dünya'daki organik tarım alanları sıralamasında 2. sırada yer alan Avrupa kıtasında Fransa, İspanya, İtalya ve Almanya arazi varlığı bakımından üst sıralarda yer almaktadır.

2020 Avrupa Organik Tarım Alanları

France
2.5M
hectares

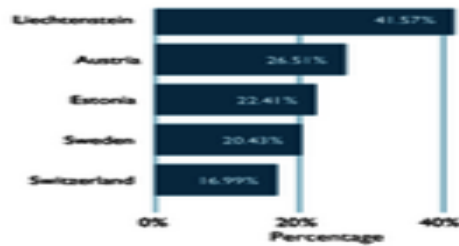
The country with the largest organic agricultural area is France, followed by Spain and Italy.



The five countries with the largest areas of organic agricultural land 2020.

3.4%
of the Europe's
farmland is organic

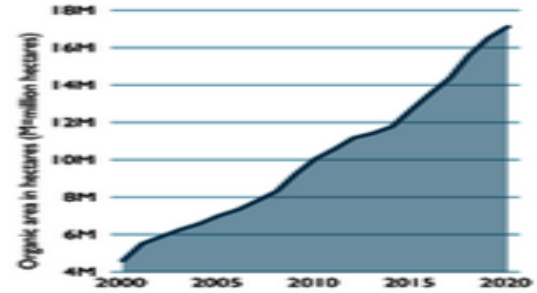
15 countries have 10% or more of their agricultural land under organic management.



The five countries with more than 10% of organic agricultural land 2020.

3.7%
growth
since 2019

In 2020, nearly 0.7 million hectares more were reported compared with 2019.

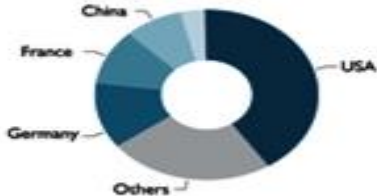


Growth of the organic agricultural land 2000-2020.

2020 Avrupa Organik Tarım Pazarı

Europe
almost
52bn €

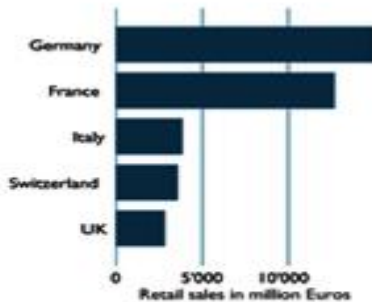
The European Union (44.8 billion €) is the second largest single market after the US (49.5 billion €) and China (10.2 billion €). By region, North America has the lead (53.7 billion €), followed by Europe (52.0 billion €) and Asia (12.5 billion €).



Distribution of retail sales by country 2020.

Germany
15bn €

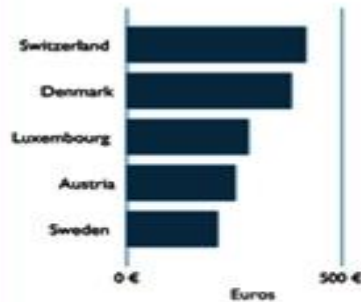
The European countries with the largest markets for organic food are Germany (15 billion €), France (12.7 billion €), Italy (3.9 billion €) and Switzerland (3.6 billion €).



The five countries with the largest markets for organic food in 2020.

418 €
is spent per
person in
Switzerland

Switzerland has the highest per capita consumption worldwide, followed by Denmark, Luxembourg, Austria and Sweden.



The five countries with the highest per capita consumption 2020.

13.0%
of the
food market in
Denmark is
organic

The highest organic share of the total market is in Denmark, followed by Austria, Switzerland, Luxembourg and Sweden.



The five countries with the highest organic shares of the total market in 2020.

2020 Avrupa Organik Tarım

Organic Producers

The number of organic producers is increasing

3.4M

Organic farmers

+7.6%

From 2019

Number of producers
Top 3 countries



IBLorg

Organic Market

The global market is growing and consumer demand is increasing

Over **120.6**

Global organic food market in billion euros

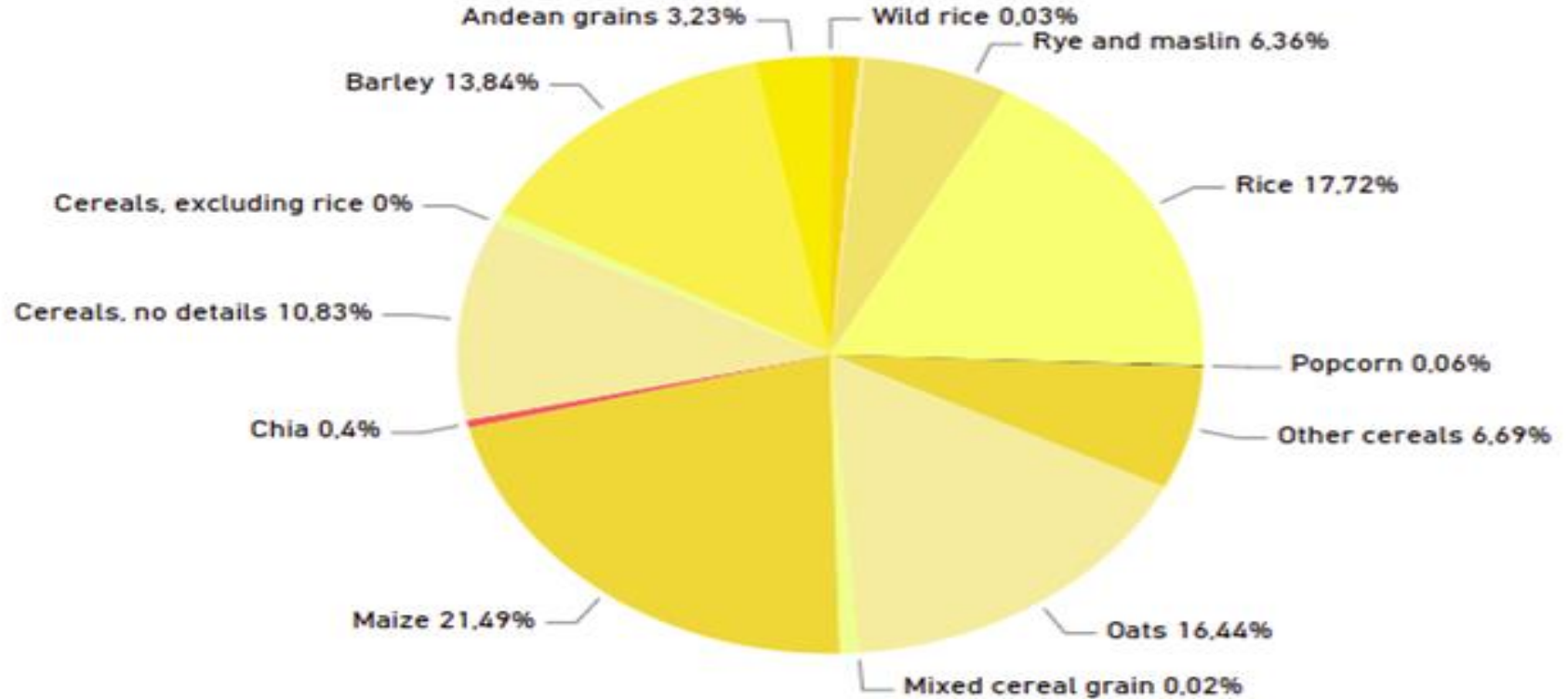
Market in billion euros
Top 3 countries



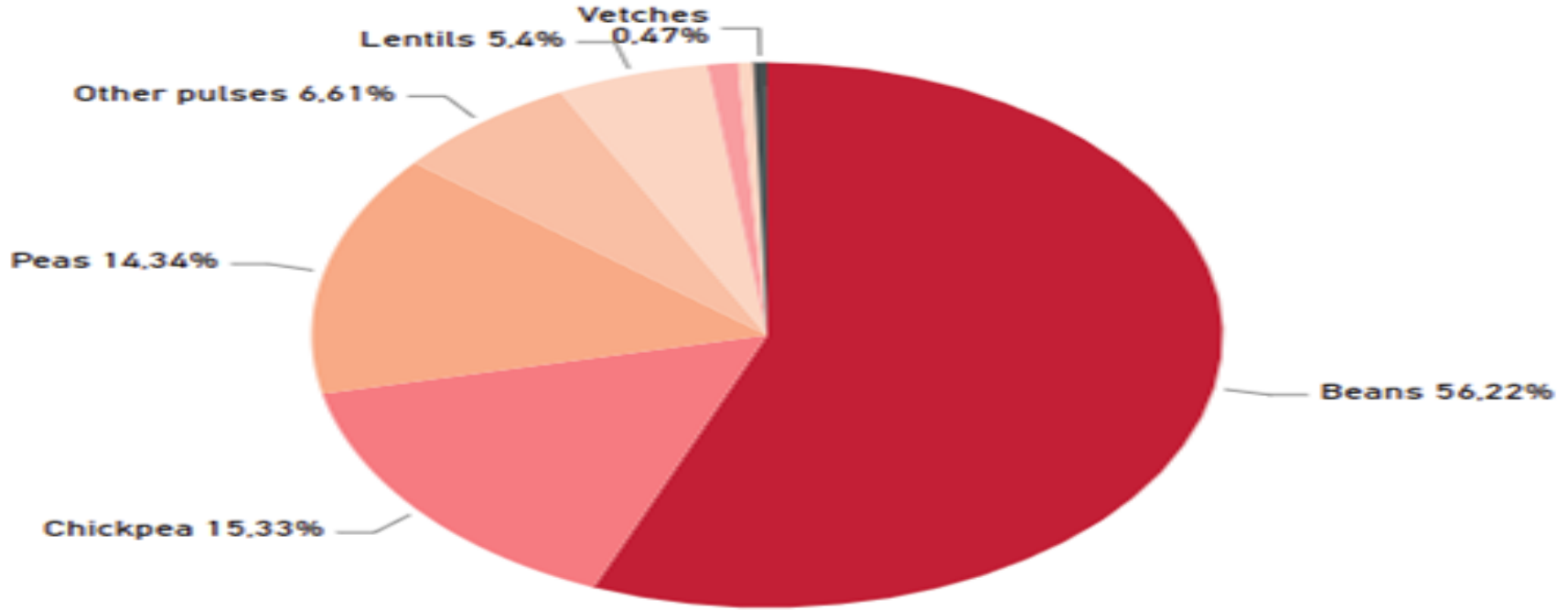
Market growth in percent
Top 3 countries



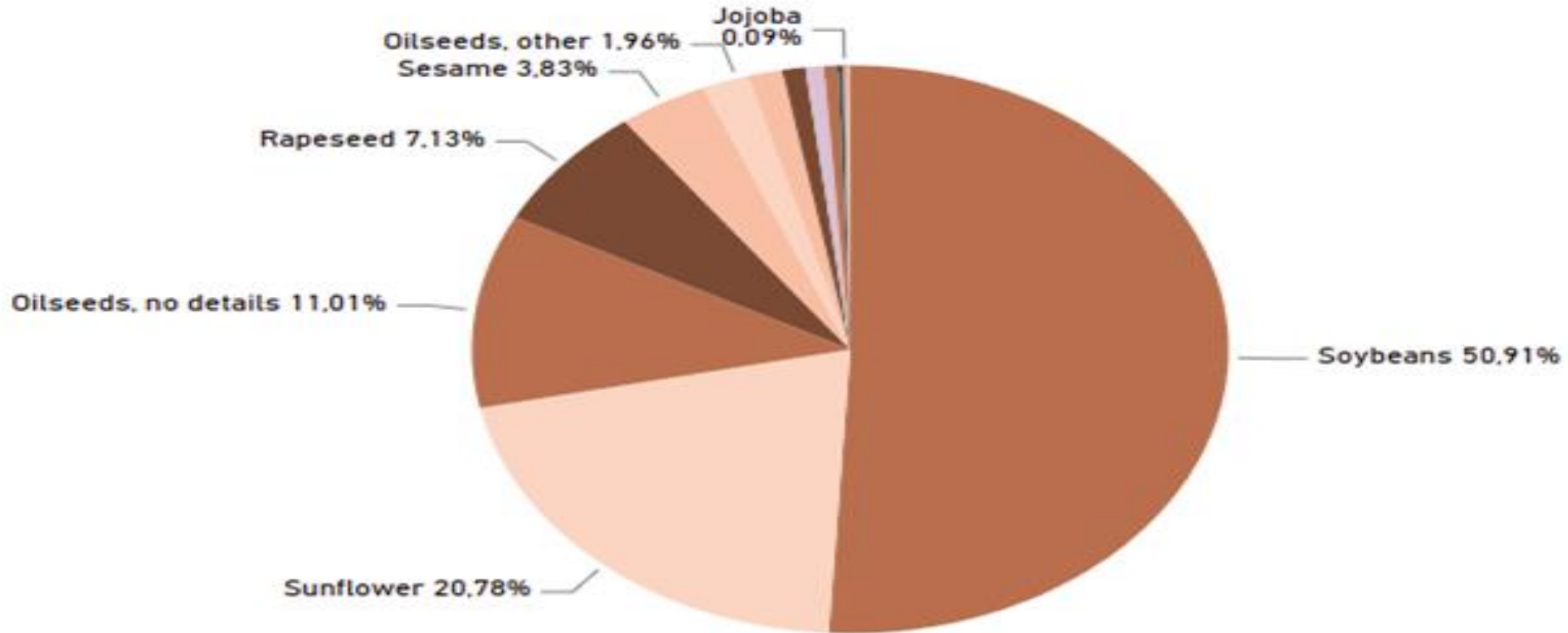
2020 Organik Tarımda Hububat Oranı (%0.7)



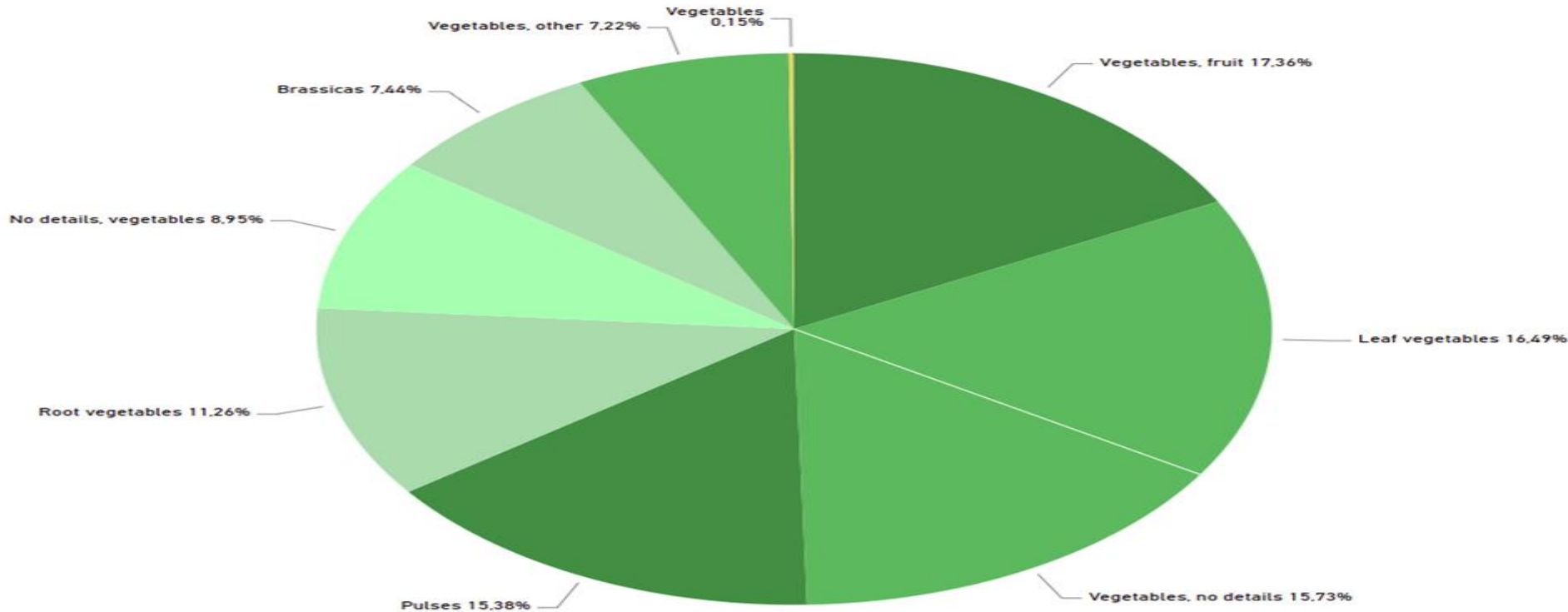
2020 Organik Tarımda Kuru Bakliyat Oranı (%0.8)



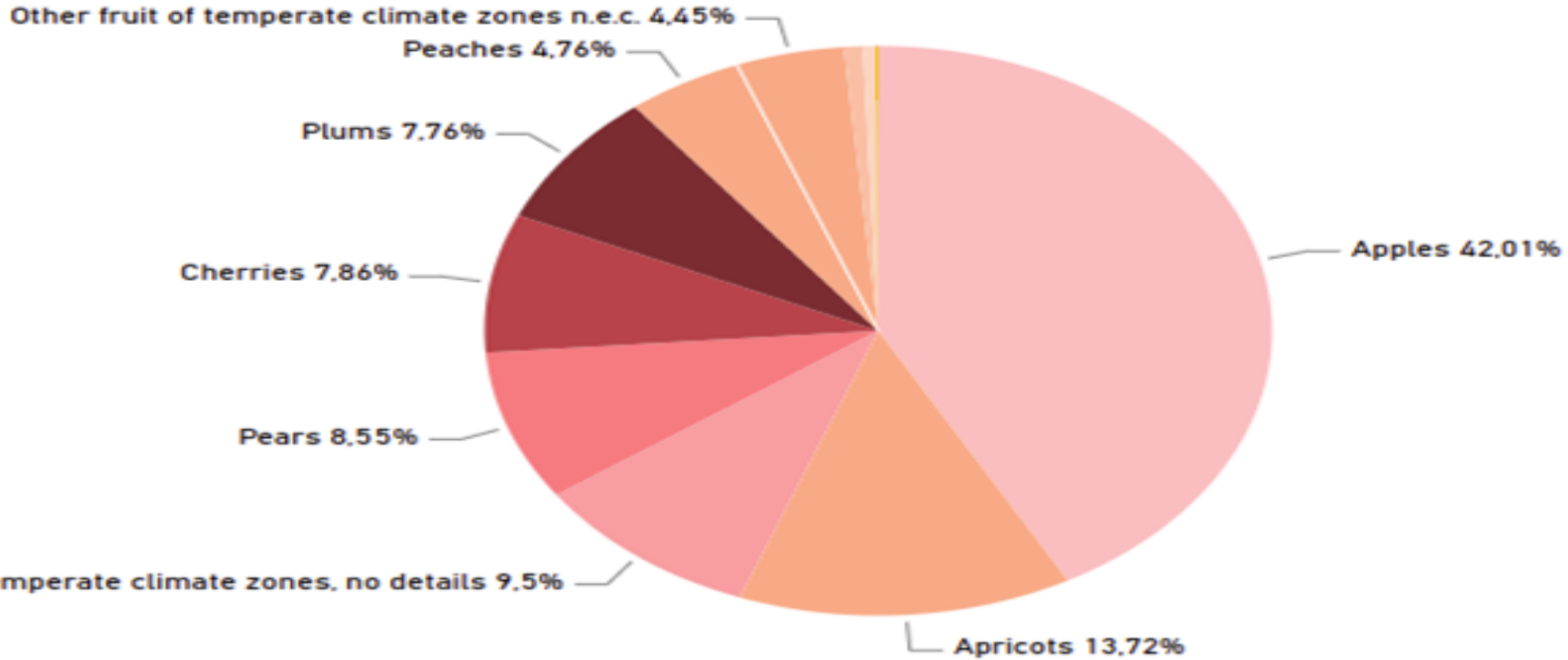
2020 Organik Tarımda Yağlı Tohumlar Oranı (%0.8)



2020 Organik Tarımda Sebzelerin Oranı (%0.7)

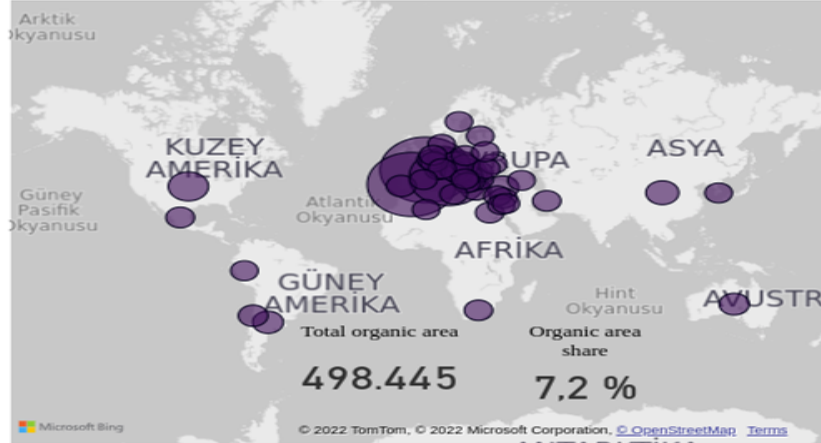


2020 Organik Tarımda Meyveler Oranı (%0.7)

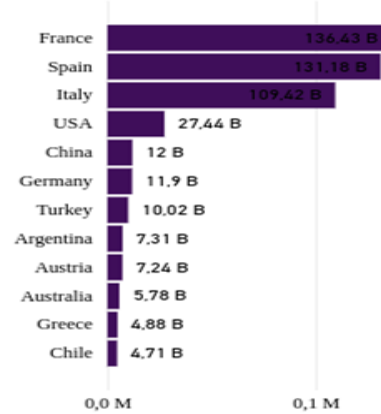


2020 Organik Tarımda Üzüm

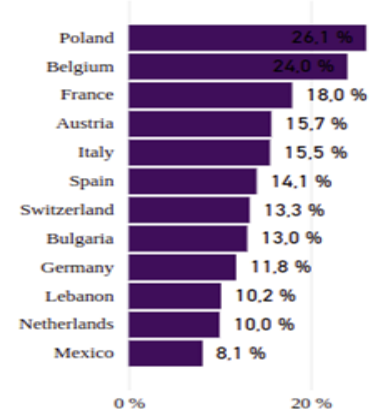
Grapes: Organic area by country



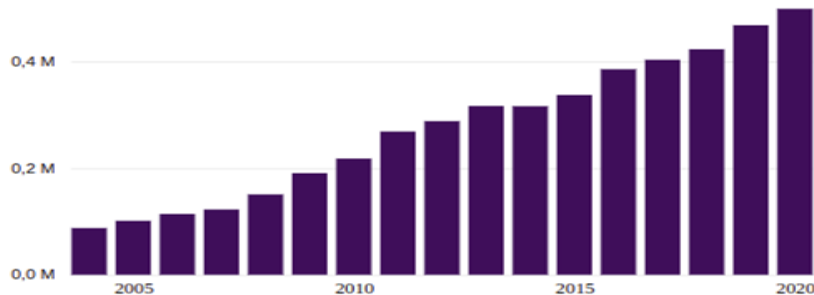
The countries with the largest organic area in million hectares



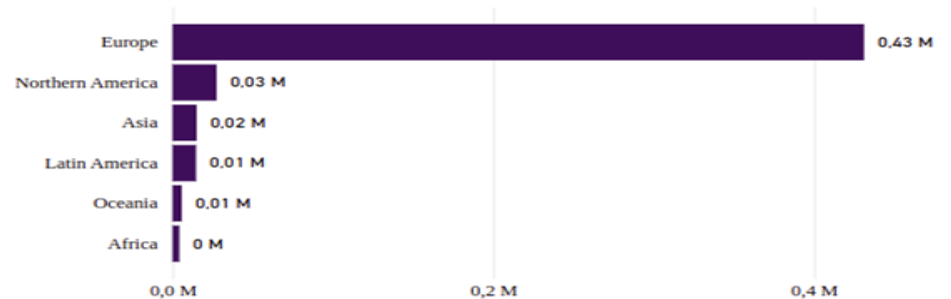
The countries with the highest organic area share in %



The development of the organic grape area in million hectares

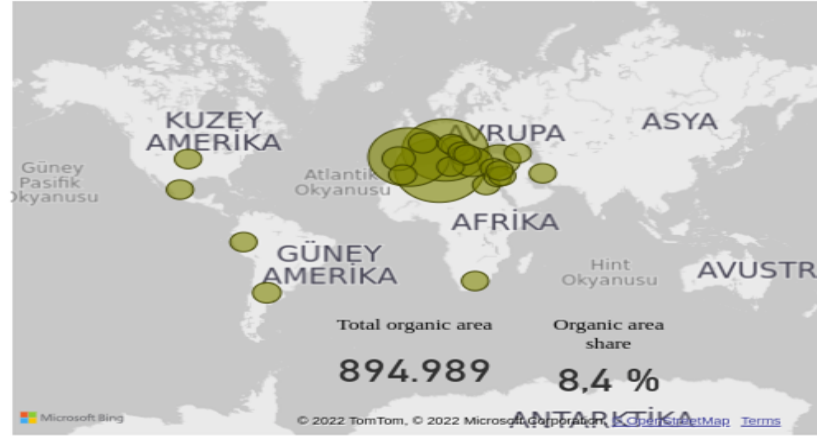


Organic area by continent in million hectares

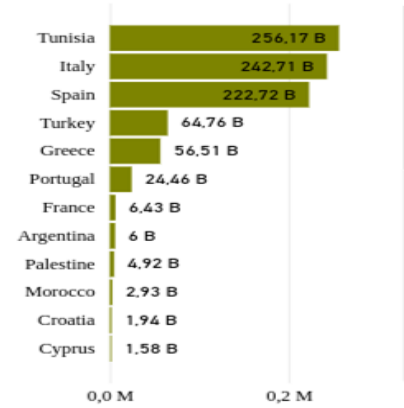


2020 Organik Tarımda Zeytin

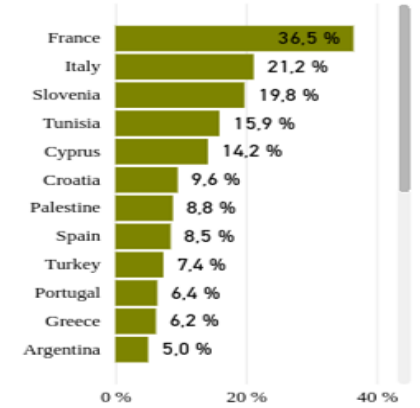
Olives: Organic area by country



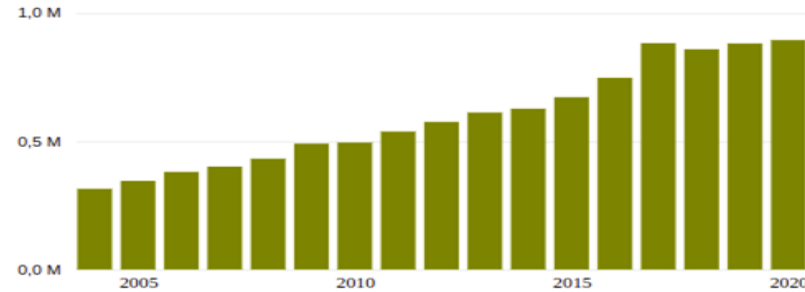
The countries with the largest organic area in million hectares



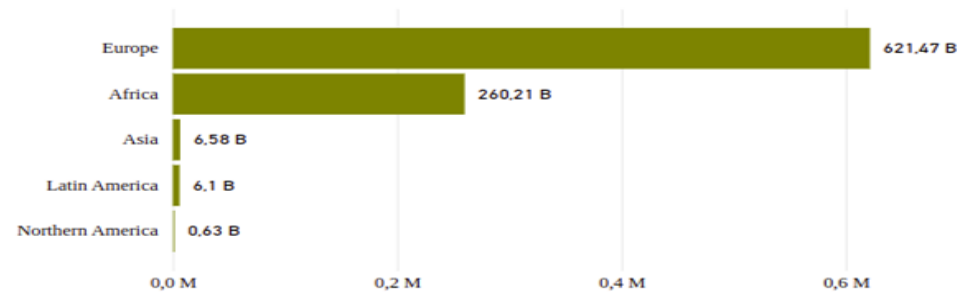
The countries with the highest organic area share in %



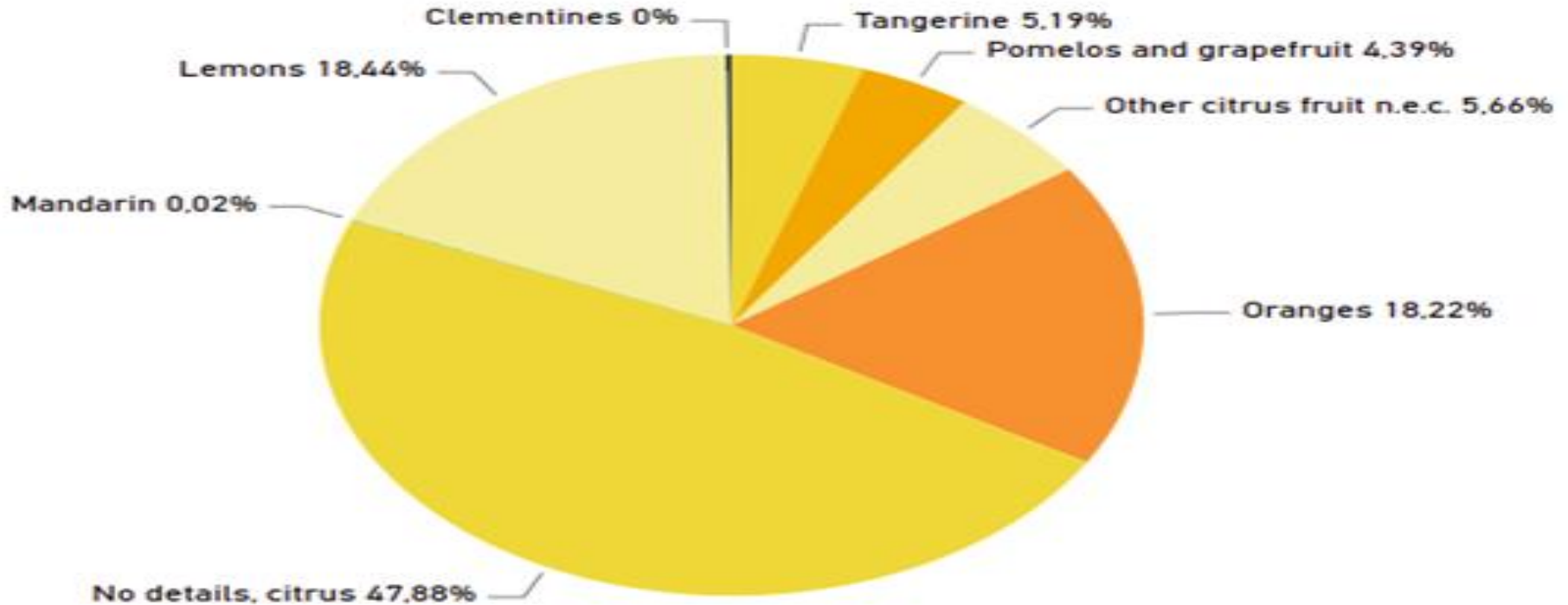
The development of the organic olive area in million hectares



Organic area by continent in million hectares

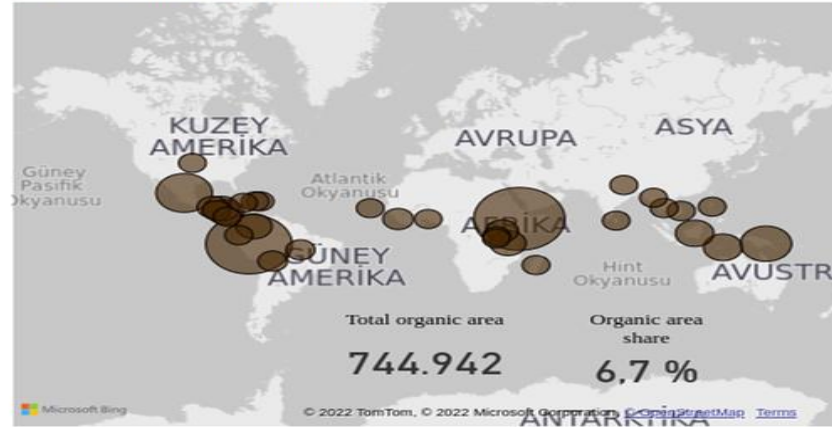


2020 Organik Tarımda Turunçgiller Oranı (%1.4)

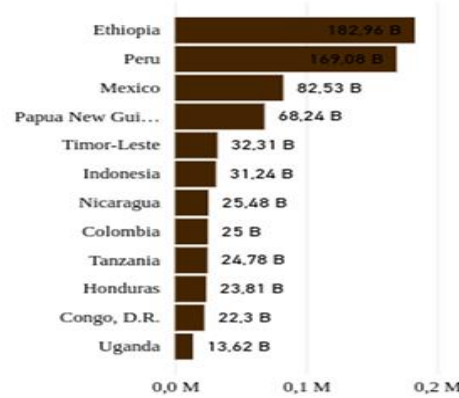


2020 Organik Tarımda Kahve

Coffee: Organic area by country



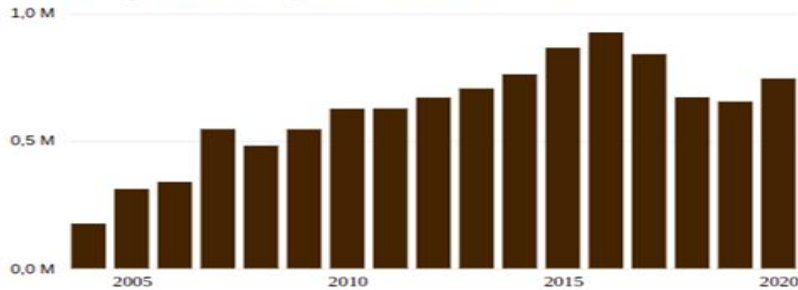
The countries with the largest organic area in hectares




The countries with the highest organic area share in %



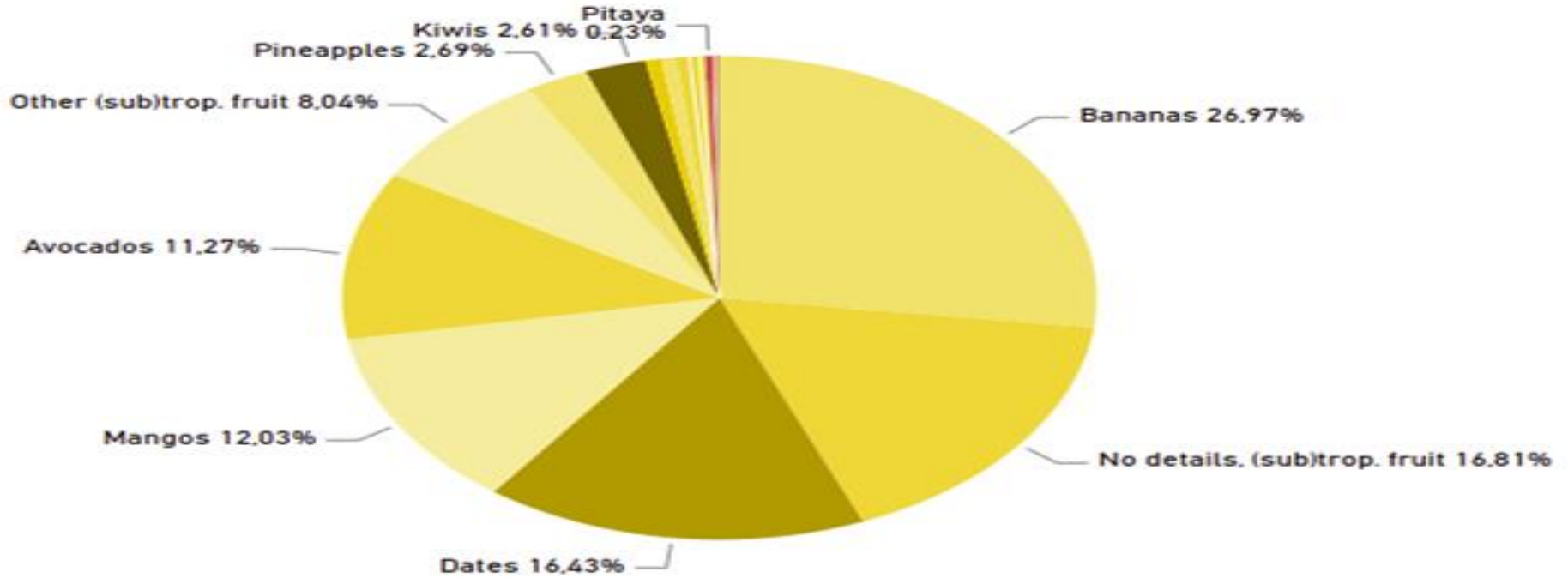
The development of the organic coffee area in hectares



Organic area by continent in hectares



2020 Organik Tarımda Tropik ve Subtropik Meyve Oranı (%1)

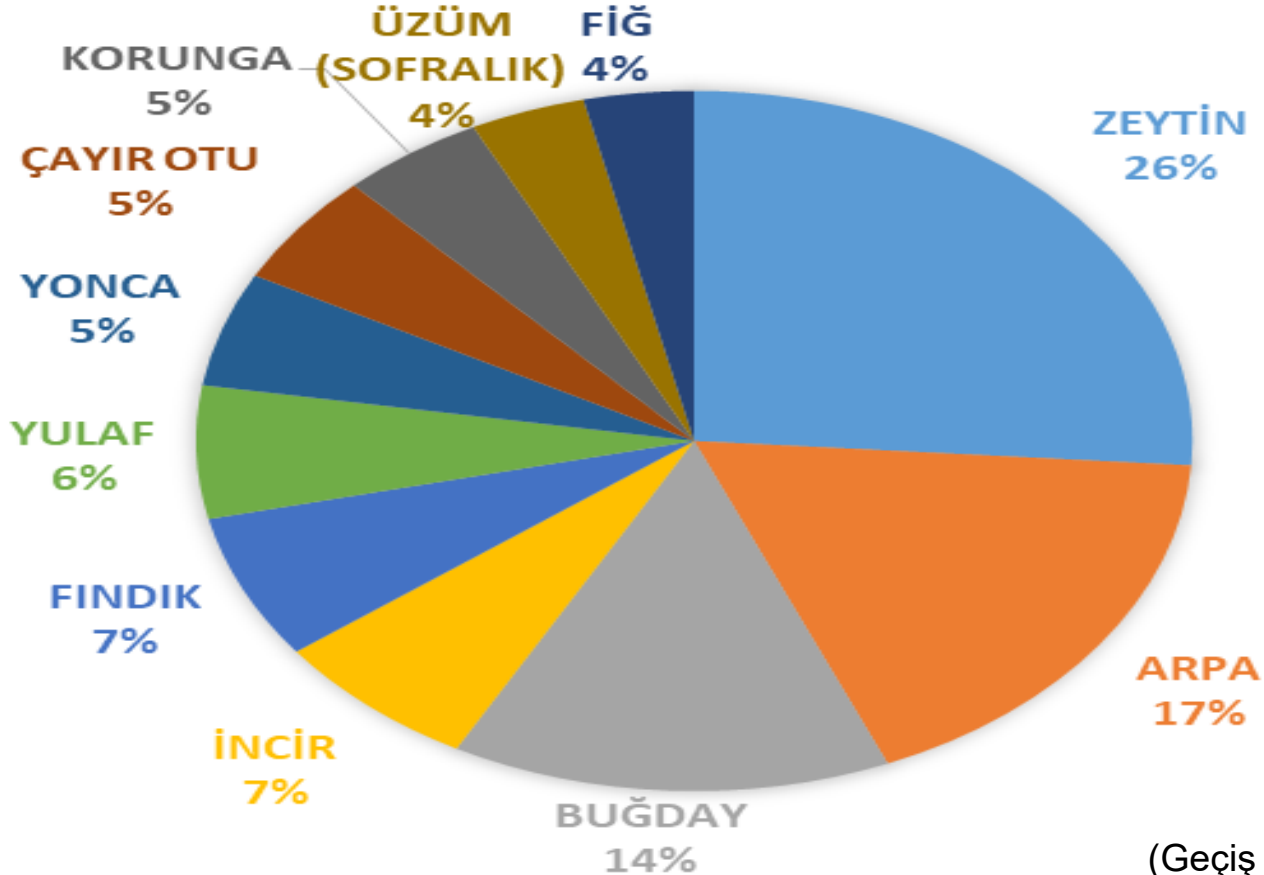


TÜRKİYE

2020 Türkiye Organik Tarım Alanları

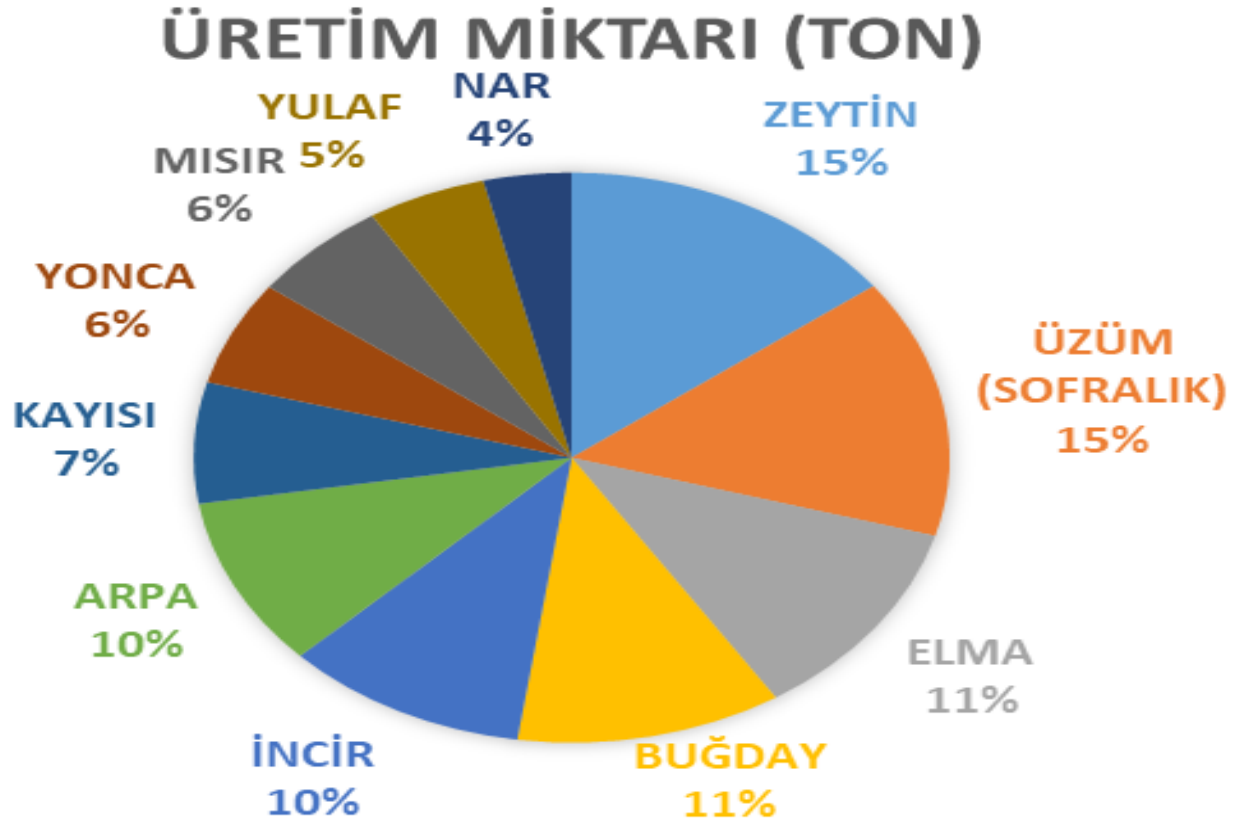
- Türkiye toplam organik tarım alanı
→ 381.000 hektar (yaklaşık %1)

2020 Yılı Organik Tarımda Ürün Bazında Toplam Üretim Alanı (ha)



(Geçiş dönemi dahil değildir.)

2020 Yılı Organik Tarımda Ürün Bazında Toplam Üretim Miktarı (ton)



(Geçiş dönemi dahil değildir.)

2019 Yılında En Çok İhracatı Yapılan Organik Ürünler

ÜRÜN ADI	MİKTAR (ADET)	MİKTAR (TON)	TUTAR (\$)	% MİKTAR	% TUTAR
Buğday ve buğday ürünleri		31.194,53	11.913.987,26	41,1	5,86
Meyve ve meyve ürünleri		16.733,92	65.242.625,00	22,05	32,12
Üzüm ve üzüm ürünleri		9.536,31	27.895.275,66	12,56	13,73
İncir ve incir ürünleri		6.895,86	40.306.275,00	9,08	19,84
Fındık ve fındık ürünleri		4.440,76	31.964.563,27	5,85	15,74
Kayısı ve kayısı ürünleri		3.744,10	14.727.473,00	4,93	7,25
Sebze ve sebze ürünleri		1.146,61	1.694.270,52	1,51	0,83
Diğerleri		850,03	2.198.960,80	1,12	1,08
Mısır		815,38	2.983.475,42	1,07	1,47
Zeytin ve zeytin ürünleri		178,22	394.232,08	0,23	0,19
Baharatlar		137,75	1.850.383,93	0,18	0,91
Süt ve süt ürünleri		105,53	129.053,19	0,14	0,06
Antep fıstığı		85,87	1.566.455,26	0,11	0,77
Kanath ürünleri		39,46	89.979,74	0,05	0,04
Yumurta	615.427		184.628,09		0,09
Toplam	615.427	75.904,32	203.141.638,22	100	100