


COM/BLM 426
Information Security
Asst. Prof. Dr. Bulent TUGRUL
btugrul@eng.ankara.edu.tr

Slides are mainly based on:

[Understanding Cryptography: A Textbook for Students and Practitioners](#)

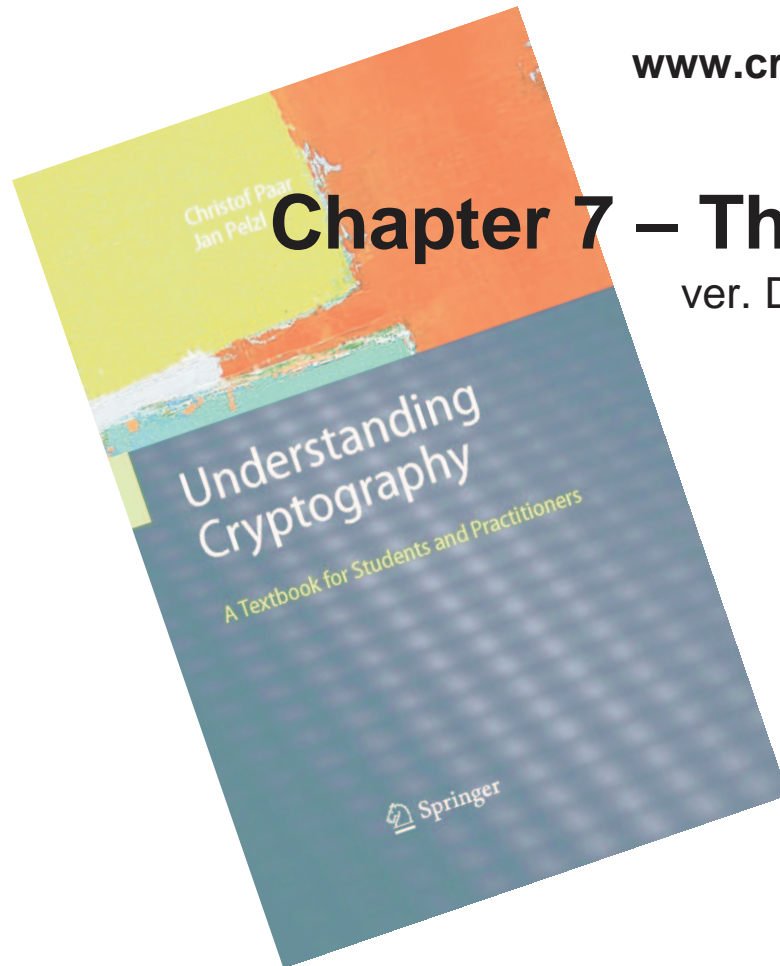


by Christof Paar and Jan Pelzl
Springer, 1st Edition, 2010

Understanding Cryptography – A Textbook for Students and Practitioners

by Christof Paar and Jan Pelzl

www.crypto-textbook.com



Chapter 7 – The RSA Cryptosystem

ver. December 7, 2010

These slides were prepared by Benedikt Driessen, Christof Paar and Jan Pelzl

■ Some legal stuff (sorry): Terms of use

- The slides can be used free of charge. All copyrights for the slides remain with Christof Paar and Jan Pelzl.
- The title of the accompanying book “Understanding Cryptography” by Springer and the author’s names must remain on each slide.
- If the slides are modified, appropriate credits to the book authors and the book title must remain within the slides.
- It is not permitted to reproduce parts or all of the slides in printed form whatsoever without written consent by the authors.

■ Content of this Chapter

- The RSA Cryptosystem
- Implementation aspects
- Finding Large Primes
- Attacks and Countermeasures
- Lessons Learned

■ Content of this Chapter

- **The RSA Cryptosystem**
- Implementation aspects
- Finding Large Primes
- Attacks and Countermeasures
- Lessons Learned

■ The RSA Cryptosystem

- Martin Hellman and Whitfield Diffie published their landmark public-key paper in 1976
- Ronald Rivest, Adi Shamir and Leonard Adleman proposed the asymmetric RSA cryptosystem in 1977
- Until now, RSA is the most widely used asymmetric cryptosystem although elliptic curve cryptography (ECC) becomes increasingly popular
- RSA is mainly used for two applications
 - Transport of (i.e., symmetric) keys (cf. Chptr 13 of *Understanding Cryptography*)
 - Digital signatures (cf. Chptr 10 of *Understanding Cryptography*)

■ Encryption and Decryption

- RSA operations are done over the integer ring Z_n (i.e., arithmetic modulo n), where $n = p * q$, with p, q being large primes
- Encryption and decryption are simply exponentiations in the ring

Definition

Given the public key $(n, e) = k_{pub}$ and the private key $d = k_{pr}$ we write

$$y = e_{k_{pub}}(x) \equiv x^e \pmod{n}$$

$$x = d_{k_{pr}}(y) \equiv y^d \pmod{n}$$

where $x, y \in Z_n$.

We call $e_{k_{pub}}()$ the encryption and $d_{k_{pr}}()$ the decryption operation.

- In practice x, y, n and d are very long integer numbers (≥ 1024 bits)
- The security of the scheme relies on the fact that it is hard to derive the „private exponent“ d given the public-key (n, e)

■ Key Generation

- Like all asymmetric schemes, RSA has set-up phase during which the private and public keys are computed

Algorithm: RSA Key Generation

Output: public key: $k_{pub} = (n, e)$ and private key $k_{pr} = d$

1. Choose two large primes p, q
2. Compute $n = p * q$
3. Compute $\Phi(n) = (p-1) * (q-1)$
4. Select the public exponent $e \in \{1, 2, \dots, \Phi(n)-1\}$ such that $\gcd(e, \Phi(n)) = 1$
5. Compute the private key d such that $d * e \equiv 1 \pmod{\Phi(n)}$
6. **RETURN** $k_{pub} = (n, e), k_{pr} = d$

Remarks:

- Choosing two large, distinct primes p, q (in Step 1) is non-trivial
- $\gcd(e, \Phi(n)) = 1$ ensures that e has an inverse and, thus, that there is always a private key d

■ Example: RSA with small numbers

ALICE

Message $x = 4$

$$y = x^e \equiv 4^3 \equiv 31 \pmod{33}$$

BOB

1. Choose $p = 3$ and $q = 11$
2. Compute $n = p * q = 33$
3. $\Phi(n) = (3-1) * (11-1) = 20$
4. Choose $e = 3$
5. $d \equiv e^{-1} \equiv 7 \pmod{20}$

$$K_{\text{pub}} = (33, 3)$$

$$y = 31$$

$$y^d = 31^7 \equiv 4 = x \pmod{33}$$

■ Content of this Chapter

- The RSA Cryptosystem
- **Implementation aspects**
- Finding Large Primes
- Attacks and Countermeasures
- Lessons Learned

■ Implementation aspects

- The RSA cryptosystem uses only one arithmetic operation (modular exponentiation) which makes it conceptually a simple asymmetric scheme
- Even though conceptually simple, due to the use of very long numbers, RSA is orders of magnitude slower than symmetric schemes, e.g., DES, AES
- When implementing RSA (esp. on a constrained device such as smartcards or cell phones) close attention has to be paid to the correct choice of arithmetic algorithms
- The **square-and-multiply** algorithm allows fast exponentiation, even with very long numbers...

■ Square-and-Multiply

- **Basic principle:** Scan exponent bits from left to right and square/multiply operand accordingly

Algorithm: Square-and-Multiply for $x^H \bmod n$

Input: Exponent H , base element x , Modulus n

Output: $y = x^H \bmod n$

1. Determine binary representation $H = (h_t, h_{t-1}, \dots, h_0)_2$
2. **FOR** $i = t-1$ **TO** 0
3. $y = y^2 \bmod n$
4. **IF** $h_i = 1$ **THEN**
5. $y = y * x \bmod n$
6. **RETURN** y

- Rule: Square in every iteration (Step 3) and multiply current result by x if the exponent bit $h_i = 1$ (Step 5)
- Modulo reduction after each step keeps the operand y small

■ Example: Square-and-Multiply

- Computes x^{26} without modulo reduction
- Binary representation of exponent: $26 = (1, 1, 0, 1, 0)_2 = (h_4, h_3, h_2, h_1, h_0)_2$

Step		Binary exponent	Op	Comment
1	$x = x^1$	$(1)_2$		Initial setting, h_4 processed
1a	$(x^1)^2 = x^2$	$(10)_2$	SQ	Processing h_3
1b	$x^2 * x = x^3$	$(11)_2$	MUL	$h_3 = 1$
2a	$(x^3)^2 = x^6$	$(110)_2$	SQ	Processing h_2
2b	-	$(110)_2$	-	$h_0 = 0$
3a	$(x^6)^2 = x^{12}$	$(1100)_2$	SQ	Processing h_1
3b	$x^{12} * x = x^{13}$	$(1101)_2$	MUL	$h_1 = 1$
4a	$(x^{13})^2 = x^{26}$	$(11010)_2$	SQ	Processing h_0
4b	-	$(11010)_2$	-	$h_0 = 0$

- Observe how the exponent evolves into $x^{26} = x^{11010}$

■ Complexity of Square-and-Multiply Alg.

- The square-and-multiply algorithm has a logarithmic complexity, i.e., its run time is proportional to the bit length (rather than the absolute value) of the exponent

- Given an exponent with $t+1$ bits

$$H = (h_t h_{t-1}, \dots, h_0)_2$$

with $h_t = 1$, we need the following operations

- # Squarings $= t$
 - Average # multiplications $= 0.5 t$
 - Total complexity: #SQ + #MUL $= 1.5 t$
- Exponents are often randomly chosen, so $1.5 t$ is a good estimate for the average number of operations
 - Note that each squaring and each multiplication is an operation with very long numbers, e.g., 2048 bit integers.

■ Speed-Up Techniques

- Modular exponentiation is computationally intensive
- Even with the square-and-multiply algorithm, RSA can be quite slow on constrained devices such as smart cards
- Some important tricks:
 - Short public exponent e
 - Chinese Remainder Theorem (CRT)
 - Exponentiation with pre-computation (*not covered here*)

■ Fast encryption with small public exponent

- Choosing a small public exponent e does not weaken the security of RSA
- A small public exponent improves the speed of the RSA encryption significantly

Public Key	e as binary string	#MUL + #SQ
$2^1+1 = 3$	$(11)_2$	$1 + 1 = 2$
$2^4+1 = 17$	$(1\ 0001)_2$	$4 + 1 = 5$
$2^{16} + 1$	$(1\ 0000\ 0000\ 0000\ 0001)_2$	$16 + 1 = 17$

- This is a commonly used trick (e.g., SSL/TLS, etc.) and makes RSA the fastest asymmetric scheme with regard to encryption!

■ Fast decryption with CRT

- Choosing a small private key d results in security weaknesses!
 - In fact, d must have at least $0.3t$ bits, where t is the bit length of the modulus n
- However, the Chinese Remainder Theorem (CRT) can be used to (somewhat) accelerate exponentiation with the private key d
- Based on the CRT we can replace the computation of

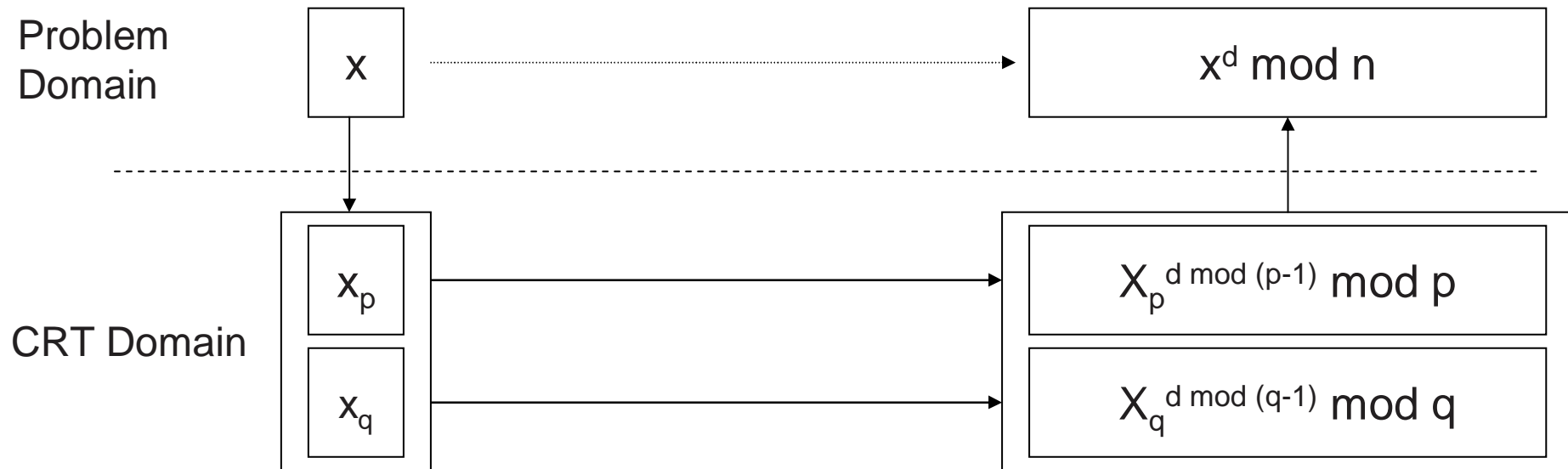
$$x^{d \bmod \phi(n)} \bmod n$$

by two computations

$$x^{d \bmod (p-1)} \bmod p \quad \text{and} \quad x^{d \bmod (q-1)} \bmod q$$

where q and p are „small“ compared to n

■ Basic principle of CRT-based exponentiation



- CRT involves three distinct steps
 - (1) Transformation of operand into the CRT domain
 - (2) Modular exponentiation in the CRT domain
 - (3) Inverse transformation into the problem domain
- These steps are equivalent to one modular exponentiation in the problem domain

■ CRT: Step 1 – Transformation

- Transformation into the CRT domain requires the knowledge of p and q
- p and q are only known to the owner of the private key, hence CRT cannot be applied to speed up encryption
- The transformation computes (x_p, x_q) which is the representation of x in the CRT domain. They can be found easily by computing

$$x_p \equiv x \pmod{p} \quad \text{and} \quad x_q \equiv x \pmod{q}$$

■ CRT: Step 2 – Exponentiation

- Given d_p and d_q such that

$$d_p \equiv d \pmod{p-1} \quad \text{and} \quad d_q \equiv d \pmod{q-1}$$

one exponentiation in the problem domain requires two exponentiations in the CRT domain

$$y_p \equiv x_p^{d_p} \pmod{p} \quad \text{and} \quad y_q \equiv x_q^{d_q} \pmod{q}$$

- In practice, p and q are chosen to have half the bit length of n , i.e.,
 $|p| \approx |q| \approx |n|/2$

■ CRT: Step 3 – Inverse Transformation

- Inverse transformation requires modular inversion twice, which is computationally expensive

$$c_p \equiv q^{-1} \text{ mod } p \quad \text{and} \quad c_q \equiv p^{-1} \text{ mod } q$$

- Inverse transformation assembles y_p, y_q to the final result $y \text{ mod } n$ in the problem domain

$$y \equiv [q * c_p] * y_p + [p * c_q] * y_q \text{ mod } n$$

- The primes p and q typically change infrequently, therefore the cost of inversion can be neglected because the two expressions

$$[q * c_p] \text{ and } [p * c_q]$$

can be precomputed and stored

■ Complexity of CRT

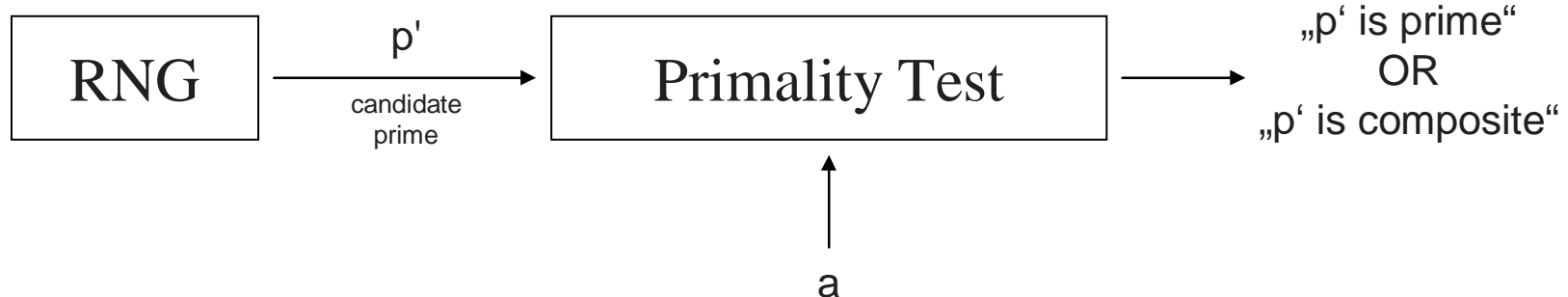
- We ignore the transformation and inverse transformation steps since their costs can be neglected under reasonable assumptions
- Assuming that n has $t+1$ bits, both p and q are about $t/2$ bits long
- The complexity is determined by the two exponentiations in the CRT domain. The operands are only $t/2$ bits long. For the exponentiations we use the square-and-multiply algorithm:
 - # squarings (one exp.): $\#SQ = 0.5 t$
 - # aver. multiplications (one exp.): $\#MUL = 0.25t$
 - Total complexity: $2 * (\#MUL + \#SQ) = 1.5t$
- This looks the same as regular exponentiations, but since the operands have half the bit length compared to regular exponent., each operation (i.e., multipl. and squaring) is 4 times faster!
- Hence CRT is **4 times faster than straightforward exponentiation**

■ Content of this Chapter

- The RSA Cryptosystem
- Implementation aspects
- **Finding Large Primes**
- Attacks and Countermeasures
- Lessons Learned

■ Finding Large Primes

- Generating keys for RSA requires finding two large primes p and q such that $n = p * q$ is sufficiently large
- The size of p and q is typically half the size of the desired size of n
- To find primes, random integers are generated and tested for primality:



- The random number generator (RNG) should be non-predictable otherwise an attacker could guess the factorization of n

■ Primality Tests

- Factoring p and q to test for primality is typically not feasible
- However, we are not interested in the factorization, we only want to know whether p and q are composite
- Typical primality tests are probabilistic, i.e., they are not 100% accurate but their output is correct with very high probability
- A probabilistic test has two outputs:
 - „ p ‘ is composite“ – always true
 - „ p ‘ is a prime“ – only true with a certain probability
- Among the well-known primality tests are the following
 - Fermat Primality-Test
 - Miller-Rabin Primality-Test

■ Fermat Primality-Test

- Basic idea: Fermat's Little Theorem holds for all primes, i.e., if a number p' is found for which $a^{p'-1} \not\equiv 1 \pmod{p'}$, it is not a prime

Algorithm: Fermat Primality-Test

Input: Prime candidate p' , security parameter s

Output: „ p' is composite“ or „ p' is likely a prime“

1. **FOR** $i = 1$ **TO** s
2. choose random $a \in \{2, 3, \dots, p'-2\}$
3. **IF** $a^{p'-1} \not\equiv 1 \pmod{p'}$ **THEN**
4. **RETURN** „ p' is composite“
5. **RETURN** „ p' is likely a prime“

- For certain numbers („Carmichael numbers“) this test returns „ p' is likely a prime“ often – although these numbers are composite
- Therefore, the Miller-Rabin Test is preferred

■ Theorem for Miller-Rabin's test

- The more powerful Miller-Rabin Test is based on the following theorem

Theorem

Given the decomposition of an odd prime candidate p'

$$p' - 1 = 2^u \cdot r$$

where r is odd. If we can find an integer a such that

$$a^r \not\equiv 1 \pmod{p'} \quad \text{and} \quad a^{r2^j} \not\equiv p' - 1 \pmod{p'}$$

For all $j = \{0, 1, \dots, u-1\}$, then p' is composite.

Otherwise it is probably a prime.

- This theorem can be turned into an algorithm

■ Miller-Rabin Primality-Test

Algorithm: Miller-Rabin Primality-Test

Input: Prime candidate p' with $p'-1 = 2^u \cdot r$ security parameter s

Output: „ p' is composite“ or „ p' is likely a prime“

1. **FOR** $i = 1$ **TO** s
2. choose random $a \in \{2, 3, \dots, p'-2\}$
3. $z \equiv a^r \pmod{p'}$
4. **IF** $z \neq 1$ **AND** $z \neq p'-1$ **THEN**
5. **FOR** $j = 1$ **TO** $u-1$
6. $z \equiv z^2 \pmod{p'}$
7. **IF** $z = 1$ **THEN**
8. **RETURN** „ p' is composite“
9. **IF** $z \neq p'-1$ **THEN**
10. **RETURN** „ p' is composite“
11. **RETURN** „ p' is likely a prime“

■ Content of this Chapter

- The RSA Cryptosystem
- Implementation aspects
- Finding Large Primes
- **Attacks and Countermeasures**
- Lessons Learned

■ Attacks and Countermeasures 1/3

- There are two distinct types of attacks on cryptosystems
 - **Analytical attacks** try to break the mathematical structure of the underlying problem of RSA
 - **Implementation attacks** try to attack a real-world implementation by exploiting inherent weaknesses in the way RSA is realized in software or hardware

■ Attacks and Countermeasures 2/3

RSA is typically exposed to these analytical attack vectors

- **Mathematical attacks**
 - The best known attack is factoring of n in order to obtain $\Phi(n)$
 - Can be prevented using a sufficiently large modulus n
 - The current factoring record is 664 bits. Thus, it is recommended that n should have a bit length between 1024 and 3072 bits
- **Protocol attacks**
 - Exploit the malleability of RSA, i.e., the property that a ciphertext can be transformed into another ciphertext which decrypts to a related plaintext – without knowing the private key
 - Can be prevented by proper padding

■ Attacks and Countermeasures 3/3

- Implementation attacks can be one of the following
 - **Side-channel analysis**
 - Exploit physical leakage of RSA implementation (e.g., power consumption, EM emanation, etc.)
 - **Fault-injection attacks**
 - Inducing faults in the device while CRT is executed can lead to a complete leakage of the private key

More on all attacks can be found in Section 7.8 of *Understanding Cryptography*

■ Attacks and Countermeasures 2/2

- RSA is typically exposed to these analytical attack vectors (*cont'd*)
 - **Protocol attacks**
 - Exploit the malleability of RSA
 - Can be prevented by proper padding
- Implementation attacks can be one of the following
 - **Side-channel analysis**
 - Exploit physical leakage of RSA implementation (e.g., power consumption, EM emanation, etc.)
 - **Fault-injection attacks**
 - Inducing faults in the device while CRT is executed can lead to a complete leakage of the private key

■ Content of this Chapter

- The RSA Cryptosystem
- Implementation aspects
- Finding Large Primes
- Attacks and Countermeasures
- **Lessons Learned**

■ Lessons Learned

- RSA is the most widely used public-key cryptosystem
- RSA is mainly used for key transport and digital signatures
- The public key e can be a short integer, the private key d needs to have the full length of the modulus n
- RSA relies on the fact that it is hard to factorize n
- Currently 1024-bit cannot be factored, but progress in factorization could bring this into reach within 10-15 years. Hence, RSA with a 2048 or 3076 bit modulus should be used for long-term security
- A naïve implementation of RSA allows several attacks, and in practice RSA should be used together with padding