

VALANCE BOND THEORY

The application of valence bond theory to complexes is based on three basic assumptions:

- 1. The metal-ligand bond is a coordinated covalent bond. Complex formation is considered a Lewis acid-base reaction.*
- 2. The empty orbitals prepared by the central atom are not ordinary atomic orbitals, but are the hybrid orbitals formed by the use of s, p, d and f orbitals. The geometry is predicted from hybridization type.*
- 3. The electronic structure of the central atom interacting with the ligands may vary. The paramagnetic moment is determined by measuring the magnetic susceptibility and is related to the number of unpaired electrons of the complex.*

$$\mu = \sqrt{n(n+2)}$$

μ =BM (Paramagnetic moment in Bohr magneton)

n =Number of unpaired electrons

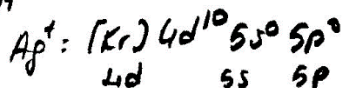
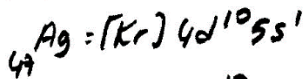
Valence bond theory was developed in 1931 by Linus Pauling. According to the valence bond theory, the ligands donate a pair of electrons to the central atom as the Lewis base. The central atom, a Lewis acid, contains empty and suitable energy orbitals. As a result, the ligands are complexed by coordinate covalent bonds to the central atom.

PROF. DR. SELEN BİLGE KOÇAK
CHM0308 INORGANIC CHEMISTRY II

Coordination Number	Geometry	Hybridization	Example
2	Linear	$sp (s, p_z)$	$[Ag(NH_3)_2]^+$
3	Triangle plane	$sp^2 (s, p_x, p_y)$	$[HgI_3]^-$
4	Tetrahedron	$sp^3 (s, p^3)$	$[Ni(CO)_4]$
4	Tetrahedron	$d^3s (d_{xy}, d_{xz}, d_{yz}, s)$	$[MnO_4]^-$
4	Square plane	$dsp^2 (d_{x^2-y^2}, s, p_x, p_y)$	$[Ni(CN)_4]^{2-}$
5	Triangular bipyramid	$dsp^3 (d_{z^2}, s, p^3)$	$[CuCl_5]^{3-}$
5	Square pyramid	$dsp^3 (d_{x^2-y^2}, s, p^3)$	$[Ni(CN)_5]^{3-}$
6	Octahedron	$d^2sp^3 (d_{x^2-y^2}, d_{z^2}, s, p^3)$	$[Co(NH_3)_6]^{3+}$
6	Triangular prism	$d^2sp^3 (d_{xz}, d_{yz}, s, p^3)$	
6	Triangular prism	$d^5s (d^5, s)$	$[Mo(S_2C_2Ph_2)_3]$
7	Pentagonal bipyramid	$d^3sp^3 (d_{xy}, d_{x^2-y^2}, d_{z^2}, s, p^3)$	$[V(CN)_7]^{4-}$
7	Capped triangular prism	$d^3sp^3 (d_{xy}, d_{xz}, d_{z^2}, s, p^3)$	$[NbF_7]^{2-}$
8	Cube	$sp^3d^3f (s, p^3, d_{xy}, d_{xz}, d_{yz}, f_{xyz})$	$[Pa(CN)_8]^{4-}$
8	Dodecahedron	$d^4sp^3 (d_{z^2}, d_{xy}, d_{xz}, d_{yz}, s, p^3)$	$[Mo(CN)_8]^{4-}$
8	Square antiprism	$d^4sp^3 (d_{x^2-y^2}, d_{xy}, d_{xz}, d_{yz}, s, p^3)$	$[TaF_8]^{3-}$
9	Tricapped triangular prism	$d^5sp^3 (d^5, s, p^3)$	$[ReH_9]^{2-}$

PROF. DR. SELEN BİLGE KOÇAK
CHM0308 INORGANIC CHEMISTRY II

LINEAR COMPLEXES



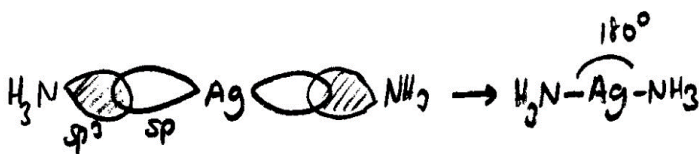
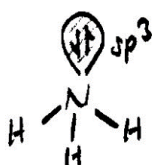
Ground state



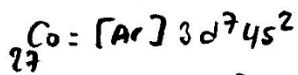
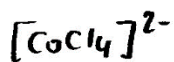
Hibridization state



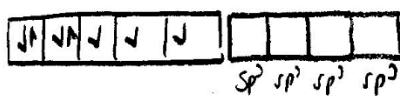
Complexation state



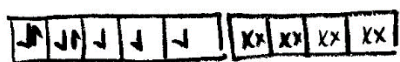
TETRAHEDRAL COMPLEXES



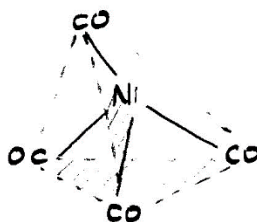

Ground state



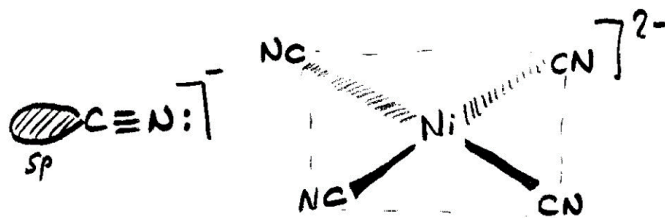
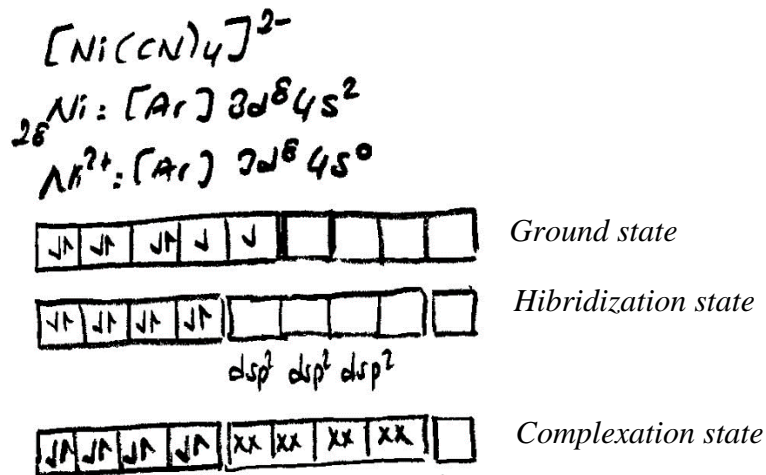
Hibridization state



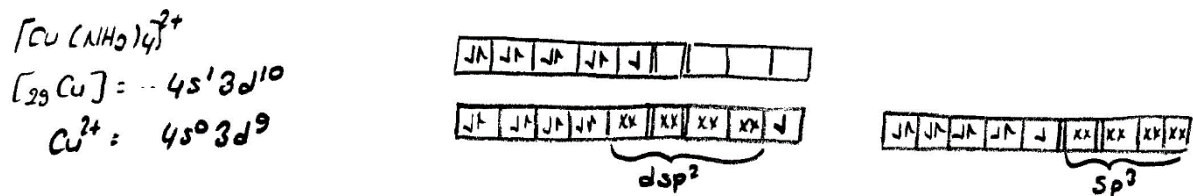
Complexation state



SQUARE PLANAR COMPLEXES



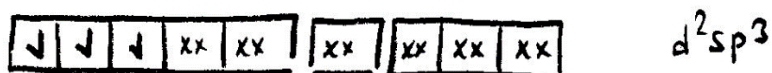
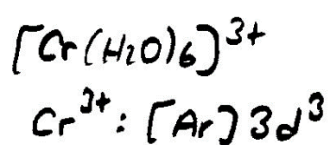
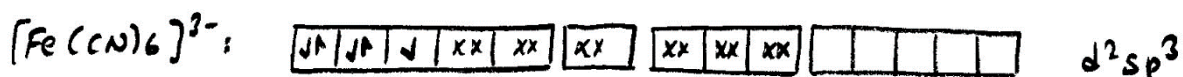
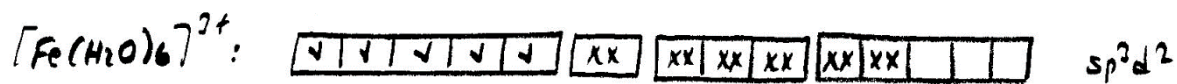
In $[Cu(NH_3)_4]^{2+}$ complex, tetrahedral and square planar structures are in equilibrium. However, tetrahedral structure was found in the solid state.





PROF. DR. SELEN BİLGE KOÇAK
CHM0308 INORGANIC CHEMISTRY II

OCTAHEDRAL COMPLEXES

Valence bond theory divides octahedral complexes into two groups as inner orbital complexes and outer orbital complexes. Low-energy d orbital $[(n-1) d]$ in the inner orbital complexes and high-energy d orbital (nd) in the outer orbital complexes participate in hybridization.



The empty d^2sp^3 hybrid orbitals of the Cr^{3+} ion overlaps with the full sp^3 hybrid orbital of H_2O ligand.



Central atom or ion in octahedral complexes

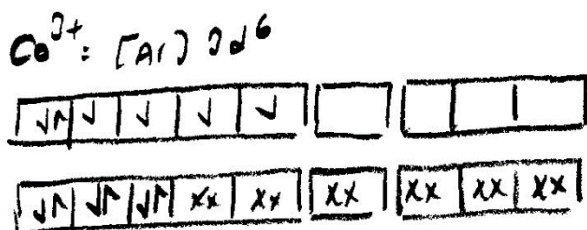
$d^{1-3} \rightarrow$ only inner orbital complex

$d^{7-10} \rightarrow$ only outer orbital complex

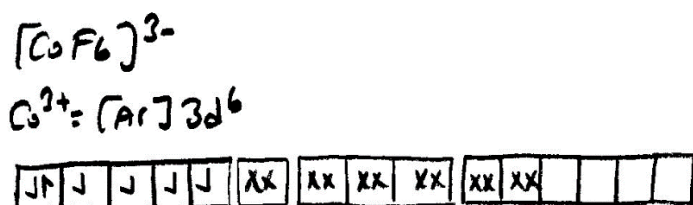
$d^{4-6} \rightarrow$ both inner and external orbital complexes depending on the type of ligand

PROF. DR. SELEN BİLGE KOÇAK
CHM0308 INORGANIC CHEMISTRY II

The Co^{3+} ion can give both inner and external orbital complexes depending on the type of ligand. In the formation of $[\text{Co}(\text{NH}_3)_6]^{3+}$ complex ions, NH_3 ligands with more electron-donating properties can effectively match four single electrons of Co^{3+} ion, and the d^2sp^3 hybridization takes place using two empty 3d orbitals.



In the $[\text{CoF}_6]^{3-}$ ion, the electronegative F^- ligands cannot perform electron matching and form the paramagnetic outer orbital complex using 4d orbitals instead of 3d orbitals. According to the diagram, the compound has 4 unpaired electrons and exhibits paramagnetic behavior.



In the $[\text{Co}(\text{NH}_3)_6]^{2+}$ complex ion, the valence bond theory suggested that the electron in the half-full orbital passed the 5s orbital, and that the ligand electrons entered two 3d, one 4s and three 4p orbitals. In other words, $[\text{Co}(\text{NH}_3)_6]^{2+}$ is considered as the inner orbital complex. The electron, which is far from the nucleus, can easily leave the structure. This complex gives $1 e^-$ easily and transforms into the $[\text{Co}(\text{NH}_3)_6]^{3+}$ complex



Result: Nitrogen donor ligands such as NH_3 , NO_2^- , en, pyridine are strong ligands for cobalt.

