

FDE 447

COLD PRESERVATION TECHNOLOGY



1

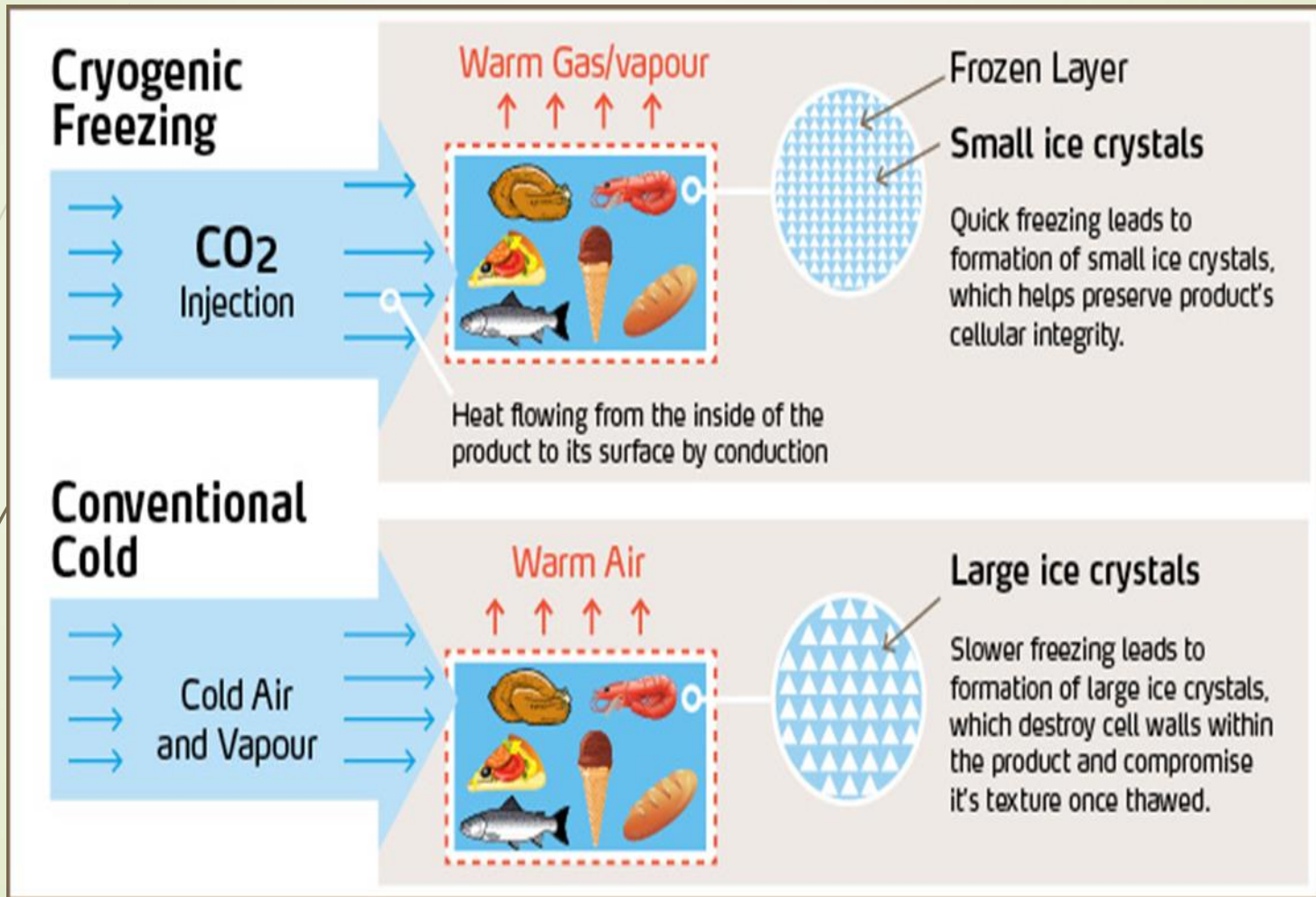
Content:

Food freezing methods


- *Freezing in air

- *Indirect contact freezing

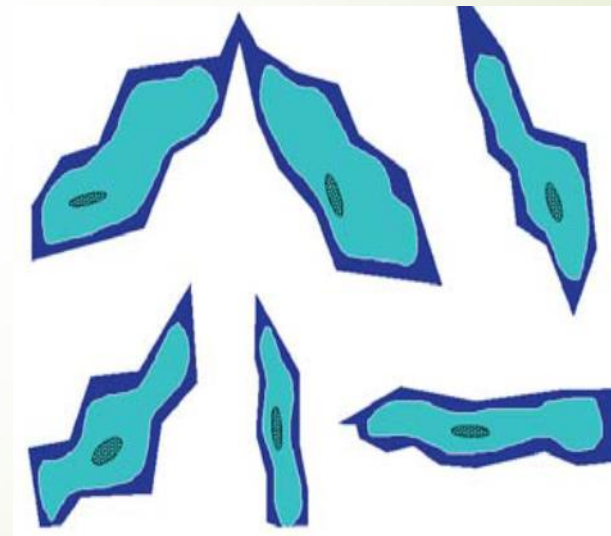
Freezing methods of foods



3



Cells before freezing



Cells after freezing

Methods of food freezing

4

- Freezing in air (blast freezing)
- Indirect contact freezing
- Immersion freezing
- Cryogenic freezing



Freezing in air (blast freezing)

- Cabinet Freezing
- Air-Blast Freezing
 - tunnel freezing,
 - belt freezing,
 - fluidized bed freezing.

Freezing in air (Blast freezing)

6

Cabinet Freezing

- In this method, cold air is circulated in a cabinet where product is placed in a tray. The moisture pick-up from the product surface may deposit on the cooling coils as frost, which acts as an insulation.
- A cabinet freezer with air velocity at least 5 m/s generates high heat-transfer rates.

Air-Blast Freezing

- ▶ In this method, the temperature of food is reduced with cold air flowing at a relatively high speed.
- ▶ Air velocities between 2.5 and 5 m/s give the most economical freezing.
- ▶ Lower air velocities result in slow product freezing, and higher velocities increase unit-freezing costs considerably.
- ▶ This method can be further divided into *tunnel freezing*, *belt freezing*, and *fluidized bed freezing*, depending on how air interacts with the product .

Air-blast freezers

- ▶ Temperatures -30°C and -40°C at a velocity of 1.5 -6.00 m/s

Many configurations are possible.

- ▶ Fast freezing -
- ▶ Continuous vs. batch -
- ▶ Potential concerns -freezer burn and dehydration (counter current flow helps)

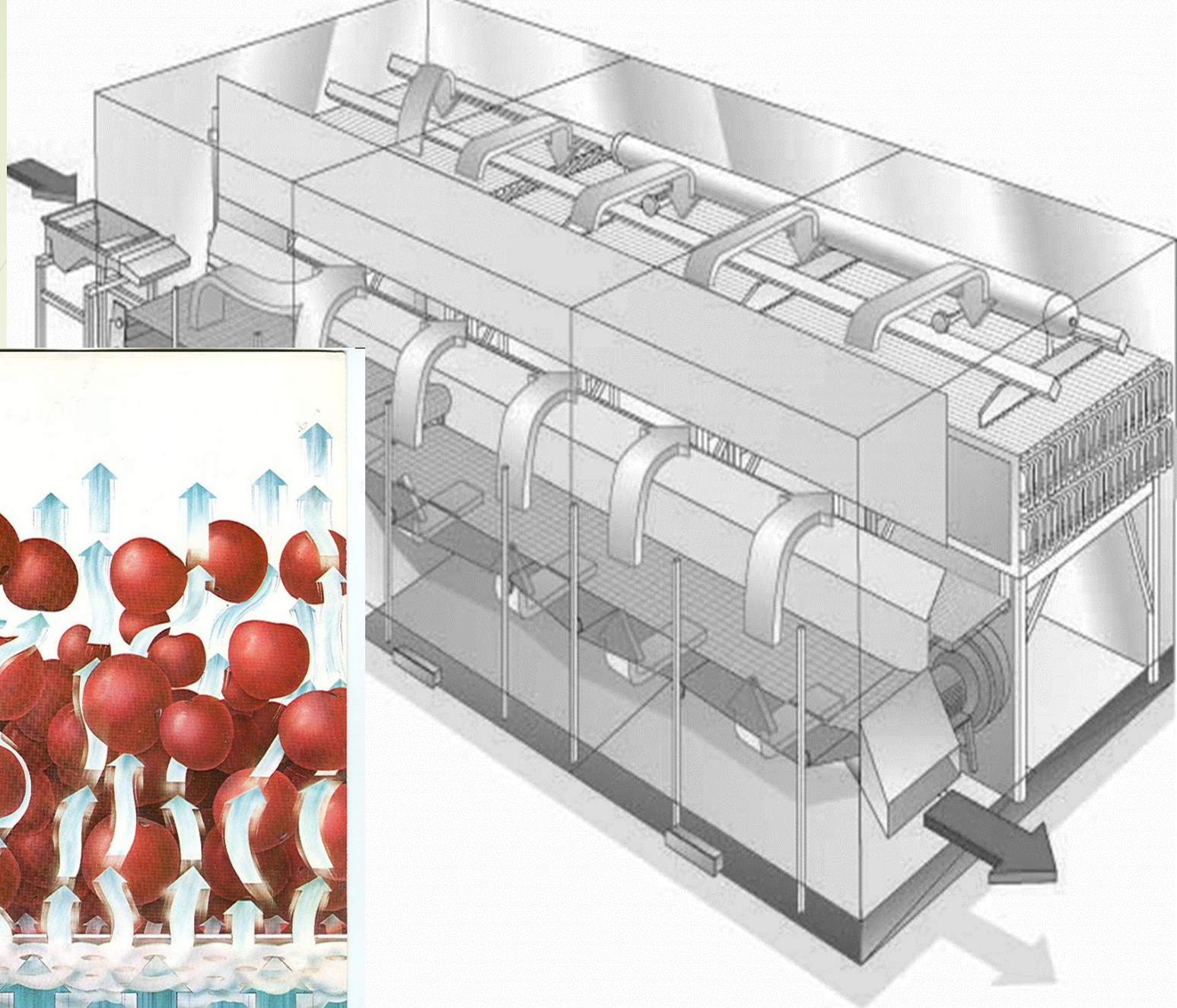
Air-Blast Freezing

Fluidized Bed Freezing

- A fluidized bed freezer consists of a bed with perforated bottom through which refrigerated air is blown vertically upward.
- The air velocity must be greater than the fluidization velocity.
- This freezing method is suitable for small particulate food bodies of fairly uniform size,
- e.g., peas, diced carrots and potatoes, corns, and berry fruits.
- The high degree of fluidization improves the heat-transfer rate and results in good use of floor space.

Fluidized Bed Freezing

- This type of freezer is bedded in 2-13 cm depth according to food size and shape.
- Higher heat transfer coefficients, shorter freezing times, higher production rates (10.000 kg/h) and less dehydration of unpackaged food than blast freezing.
- The freezing time varies between 3-15 minutes depending on the particle size.
- E.g: peas freeze in 3-6 minutes, diced carrots in 5-6 minutes, strawberries in 9-13 minutes.
- High air flow velocities: 2-5 m/s.



Belt freezing


- ▶ The first mechanized air-blast freezers consisted of a wire mesh belt conveyor in a blast room for continuous product flow.
- ▶ Uniform product distribution over the entire belt is required to achieve uniform product contact and effective freezing.
- ▶ Controlled vertical airflow forces cold air up through the product layer, thereby creating good contact with the product particles and increasing the efficiency.
- ▶ The principal current design is the two-stage belt freezer. Temperatures used usually are -10°C to -4°C in the precool section and -32°C to -40°C in the freezing section.

Spiral freezing

13

- ▶ A spiral belt freezer consists of a long belt wrapped cylindrically in two tiers, thus requiring a minimal floor space.
- ▶ The spiral freezer uses a conveyor belt that can be bent laterally.
- ▶ It is suitable for products with a long freezing time (generally 10 min to 3 h), and for products that require gentle handling during freezing.
- ▶ It also requires a spatial air-distribution system.
- ▶ Other advantages include automatic loading and unloading,
- ▶ low maintenance costs and flexibility for different products.
- ▶ used for a wide range of foods including pizzas, cakes, pies, ice cream, whole fish and chicken portions.

Spiral freezer



Spiral freezers require relatively small floor-space and have high capacity (for example a 50-75 cm belt in a 32-tier spiral processes up to 3000kg/h).

Tunnel freezing

- ▶ In this process, products are placed in trays or racks in a long tunnel and cool air is circulated over the product.



The advantages of air flow freezing

- Suitable for irregular shaped products,
- economic,

The disadvantages of air flow freezing

- Moisture loss in unpackaged products (weight loss in the product, frost burn, discoloration)
- Excessive snow of evaporator spirals

Applications made to prevent water loss from the product;

- Pre-cooling, glazing

Indirect contact freezing (Freezing by Contact with a Cooled Solid: Plate Freezing)


- The product is sandwiched between metal plates and pressure is usually applied for good contact.
- Plate freezers are only suitable for regular shaped materials or blocks.
- When the product has been frozen, hot liquid is circulated to break ice seal and defrost.
- Spacers should be used between the plates during freezing to prevent crushing or bulging of the package.
- The surface film heat transfer coefficient is up to 100-200 W/m²K.

Plate freezing

Two type:

➤ Vertical

➤ Horizontal



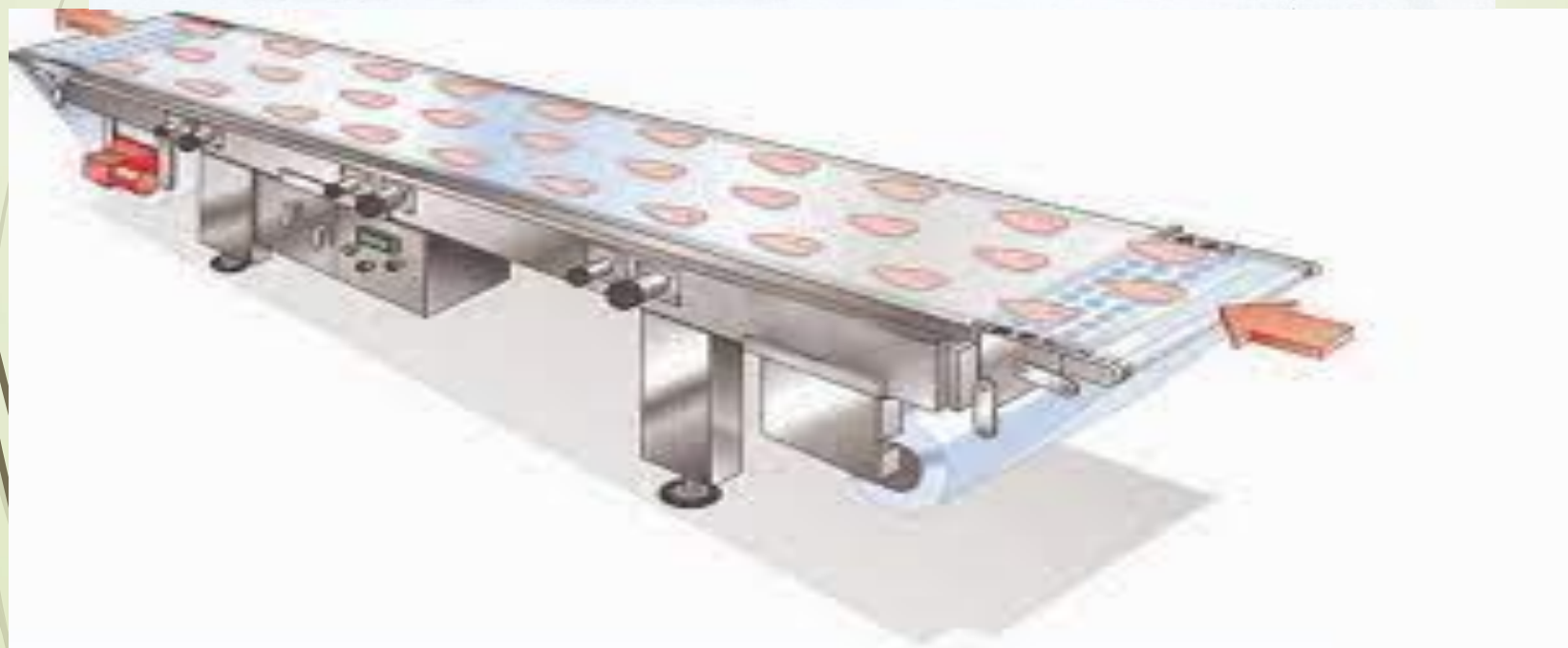



Plate freezers

Advantages

- good use of floor space
- low operating costs
- little dehydration of food
- high rates of heat transfer
- food package keeps dimensions

Disadvantages:

- high capital costs
- size limitations

Scraped surface, continuous system

- These types of freezing systems utilize a scraped surface heat exchanger as a primary component of the continuous system used to convert liquid product into a frozen slurry. In these systems, the outer wall of the heat exchanger barrel represents the barrier between the product and the low-temperature refrigerant used for product freezing.