

Text Conventions

The following conventions for Notes, Cautions, and Warnings are used in this manual.

NOTE

A **Note** calls attention to an important point in the text.

Caution


A **Caution** calls attention to a condition or possible situation that could damage or destroy the product or the user's work.


Warning


A **Warning** calls attention to a condition or possible situation that could cause injury to the user and/or patient.


Explanation of Symbols


Symbols on products and packaging mean the following:


 Battery Gauge icon


 Defibrillator-proof type CF equipment

 On/Standby button.



 Alarm Limits icon.

 Adjust Screen Contrast to display (monochrome) or invert the video to (color).

 Adjust Heart Rate Tone volume.

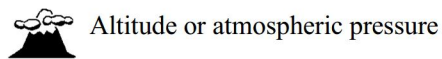
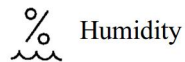
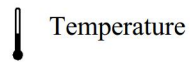
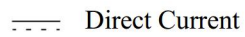
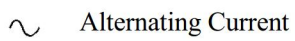
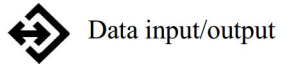
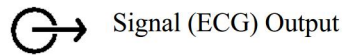
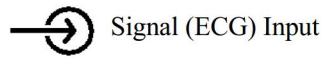
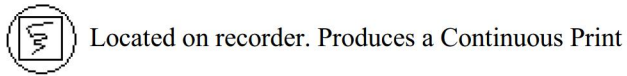
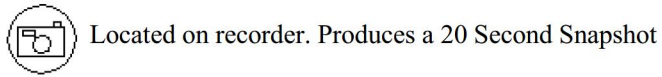
 Initiate NiBP measurement


About this Manual




T Temperature


SpO₂ SpO₂





 Contains parts that may not be put into normal waste disposal but must be recycled or disposed as chemical waste

 Fragile, handle with care

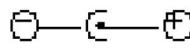
 Keep dry

 Consult instructions for use

 Date of manufacture


 Refer to User's Guide


 DC Lines


 DC Input

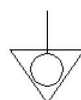
 Defib Sync.

 RS-232 I/O

 Class II Equipment

 Power supply if for indoor use only

 Silence Alarm

 Equipotential Ground

About this Manual

